


78★COWBOYS



WORLD
CHAMPIONS
1971 ★ 1977

FINGERTIP INFORMATION

OFFICE ADDRESS — 6116 North Central Expressway • Dallas, Texas 75206

OFFICE TELEPHONE — 214/369-8000

HOME FIELD — Texas Stadium (Capacity: 65,101)

COLORS — Royal Blue, Metallic Blue and White

TICKET INFORMATION

Reserved Seats — \$10.00 and \$6.00

COWBOYS TICKET OUTLETS

DALLAS — ALL MAJOR SEARS STORES (DALLAS-FORT WORTH AREA), COWBOYS
TICKET OFFICE, 6116 N. Central Expressway.

FORT WORTH — CENTRAL TICKET AGENCY.

INDEX

Attendance Records	113	Opponents, 1978	76-87
Big Days	114	Players	
Cheerleaders	131	Biographies, Rookies	60-63
Coaches	4-10	Biographies, Veterans	13-58
Directory	2	Honor Roll by Colleges	65
Draft List (1961-1978)	68-71	Roster, All-Time	64
Halftime Activities	130	Roster, 1978	Centerspread
Highlight Film	33	Pre-Season Results, All-Time	121
Historical Highlights	122-126	Pronunciation Guide	31
Honors	72-73	Radio	73
How Cowboys Were Built	58	Records	106-113
Last Time	115	Results, All-Time	118-120
Longest Plays	116	Results (1977 Game by Game)	88-93
Management	3	Road Itinerary	74
NFC Playoff	95	Schedule, 1978	1
NFC Championship	96	Season Records, Individual	102
NFL Data		Statistical Leaders, All-Time	100-101
All-League Team, 1977	73	Statistical Leaders, by Years	103-105
Post Season Games, 1933-1977	127	Statistics, 1977	94
Standings, 1977	98	Super Bowl XII	97
Statistical Leaders, 1977	128-129	Texas Stadium Facts	132

TELEPHONE NUMBERS

Atlanta ... (404) 588-1111	Green Bay .. (414) 494-2351	N.Y. Jets .. (212) 421-6600
Baltimore .. (301) 667-4400	Houston .. (713) 797-9111	Oakland ... (415) 562-5900
Buffalo ... (716) 648-1800	Kansas City (816) 924-9300	Philadelphia (215) 463-2500
Chicago ... (312) 663-5100	Los Angeles (213) 277-4700	Pittsburgh .. (412) 323-1200
Cincinnati .. (513) 621-3550	Miami	St. Louis .. (314) 421-0777
Cleveland .. (216) 696-5555	Minnesota .. (612) 920-4805	San Diego .. (714) 280-2111
Dallas ... (214) 369-8000	New England (617) 543-7911	San Fran. .. (415) 468-1149
Denver ... (303) 623-8778	New Orleans (504) 524-1421	Seattle ... (206) 827-9777
Detroit ... (313) 335-4131	N.Y. Giants (201) 935-8111	Tampa Bay .. (813) 870-2700
		Washington (703) 471-9100

Note to Media: The "Dial-a-Cowboy" number is 214/369-4081. Dial that number any time of the day or night for a taped interview with a Dallas player or coach.

1978 Schedule

PRE-SEASON GAMES

DATE	OPPONENT	LOCAL TIME	DALLAS TIME
SAT., AUG. 5	SAN FRANCISCO 49ers	8 p.m.	
Sat., Aug. 12	at Denver Broncos	1 p.m.	2 p.m.
SAT., AUG. 19	HOUSTON OILERS	8 p.m.	
SAT., AUG. 26	PITTSBURGH STEELERS	8 p.m.	

REGULAR SEASON GAMES

DATE	OPPONENT	LOCAL TIME	DALLAS TIME
MON., SEPT. 4	BALTIMORE COLTS	8 p.m.	
Sun., Sept. 10	at New York Giants	1 p.m.	12 noon
Sun., Sept. 17	at Los Angeles Rams	1 p.m.	3 p.m.
SUN., SEPT. 24	ST. LOUIS CARDINALS	3 p.m.	
Mon., Oct. 2	at Washington Redskins	9 p.m.	8 p.m.
SUN., OCT. 8	NEW YORK GIANTS	1 p.m.	
Sun., Oct. 15	at St. Louis Cardinals	1 p.m.	
SUN., OCT. 22	PHILADELPHIA EAGLES	1 p.m.	
THURS., OCT. 26	MINNESOTA VIKINGS	7:30 p.m.	
Sun., Nov. 5	at Miami Dolphins	4 p.m.	3 p.m.
Sun., Nov. 12	Green Bay Packers at Milwaukee	1 p.m.	
SUN., NOV. 19	NEW ORLEANS SAINTS	1 p.m.	
THURS., NOV. 23	WASHINGTON REDSKINS	2:30 p.m.	
SUN., DEC. 3	NEW ENGLAND PATRIOTS	3 p.m.	
Sun., Dec. 10	at Philadelphia Eagles	1 p.m.	12 noon
Sun., Dec. 17	at New York Jets	1 p.m.	12 noon

1978 Training Camp Data

LOCATION:

California Lutheran College
Conejo Hall
3270 Campus Drive South
Thousand Oaks, California 91360

DATES:

July 9 through August 18
After August 18, back home
in Dallas

REPORTING DATES:

Rookies report on Sunday, July 9
Veterans report on Thurs., July 20

PHONE NUMBERS:

Tex Schramm805/492-8122
Gil Brandt805/492-8491
Joe Bailey805/492-8481
Doug Todd805/492-6342
School Switchboard 805/492-2411
Telecopier Line . .805/492-6922
TWX Line910/336-1149

ON THE COVER: The Super Bowl's first pair of MVPs, co-winners Randy White (54) and Harvey Martin (79), record a quarterback trap in Super Bowl XII. The Cowboys captured a 27-10 win, giving Dallas its second World Championship. (Painting by Steve Harris)



COWBOYS CLUB DIRECTORY

(Home Phone Numbers in Parentheses)

CLINT W. MURCHISON, JR.	Chairman of the Board
TEXAS E. SCHRAMM (363-6665)	President and General Manager
GIL BRANDT (369-6689)	Personnel Development (Vice President)
DON WILSON (251-2190)	Treasurer (Vice President)
JOE BAILEY (352-5619)	Administration (Vice President)
DAN WERNER (231-1584)	Administrative Assistant
DOUG TODD (231-4766)	Public Relations Director
GEORGE HEDDLESTON (783-9950)	Assistant Public Relations Director
KAY LANG	Ticket Manager
JIM CLARK, CORNELL GREEN, BOB GRIFFIN, RED HICKEY, REED JOHNSON, CHARLIE MACKEY, JOHN WOOTEN, WALT YOWARSKY	Scouts
DON COCHREN	Trainer
KEN LOCKER	Assistant Trainer
WILLIAM T. "BUCK" BUCHANAN	Equipment Manager
BOB FRIEDMAN	Director of Photography
DR. MARVIN P. KNIGHT	Team Physician
DR. JAMES PAT EVANS	Team Physician
JIM SKINNER	Entertainment Director
SUZANNE MITCHELL	Cowboys Cheerleaders Director
BILL LIVELY	Cowboys Band Director

COACHING STAFF

Head Coach: TOM LANDRY (18 Seasons, Won 149, Lost 95, Tied 6)
Assistant Coaches: JIM MYERS (Assistant Head Coach), ERMAL ALLEN
(Special Assistant), MIKE DITKA, DAN REEVES, GENE STALLINGS,
ERNIE STAUTNER, JERRY TUBBS, BOB WARD

THE MANAGEMENT



MURCHISON



SCHRAMM



BRANDT

The Cowboys entered the 1978 campaign with their front office lineup the same as it's been since 1960 — Chairman of the Board Clint W. Murchison Jr., President and General Manager Tex Schramm and Vice President for Personnel Development Gil Brandt.

Steve Cameron, writing in the Denver Post the week of Super Bowl XII, said:

"Schramm heads an organization that has remained incredibly stable since Murchison chose his lieutenants to run an NFL expansion franchise way back in 1960.

"The top officers then are the top officers now: Schramm, who runs the day-to-day operations, coach Tom Landry and vice-president Gil Brandt, the scouting and development genius who has consistently turned over Cowboy playing personnel without any loss of efficiency."

Schramm, named The Sporting News NFL Executive of the Year following the 1977 season, was named President of the Cowboys in 1966, retaining the position of General Manager.

Brandt directs the Cowboys' scouting operation and supervises the signing of all veteran players as Vice President for Personnel Development.

Schramm, a graduate of the University of Texas, joined the Los Angeles Rams as publicity director in 1947. In a 10-year career with the Rams he rose to General Manager.


Tex left the Rams in 1957 to join CBS as Assistant Director of Sports and was there when Murchison called from Dallas.

Schramm, during the spring of 1977, received an honorary degree from California Lutheran College (Doctor of Humane Letters).

Brandt pioneered many of the scouting techniques used by most clubs today. He may have been the first to look seriously at basketball players and trackmen as prospective NFL stars.

A native of Milwaukee and a graduate of the University of Wisconsin, Gil was a part-time scout with the Rams (and a baby photographer in Milwaukee) when he showed the flair for discovering talent that led him to Dallas.

THE COACH



The year was 1960.

The defending World Champion Baltimore Colts defeated the College All-Stars, 32-7, in the annual mid-summer contest in Chicago. The All-Stars' only touchdown came on a 60-yard pass from Don Meredith to Prentice Gautt.

The Philadelphia Eagles, behind the passing of Norm Van Brocklin and the 60-minute play of Chuck Bednarik, won the National Football League crown with a 17-13 victory over rookie Coach Vince Lombardi's Green Bay Packers.

Jim Brown of Cleveland became the first man ever to win four consecutive NFL rushing titles. Teammate Milt Plum was the passing champion.

And the Dallas Cowboys, a first-year expansion team, finished 0-11-1.

Tom Landry was the Cowboys' head coach then, and he is the Cowboys' head coach today. Just about everything else has changed.

For one, the Cowboys entered the 1978 season seeking an unprecedented third Super Bowl title. They tied Green Bay, Miami and Pittsburgh as two-time winners with a 27-10 victory over Denver in Super Bowl XII at New Orleans on Jan. 15, '78.

Landry and the Cowboys didn't have a winning season until they went 10-3-1 in 1966, but they haven't had a losing season since. Twelve consecutive winning campaigns added up to a 124-42-2 record over that span, 11 trips to the playoffs, four Super Bowl appearances and two World Championships.

"Becoming the first team to win three Super Bowls is our No. 1 challenge," said Landry as he prepared his team for the '78 season. "Stress will come from the problem of complacency. It can occur as an unconscious, relaxation-type thing which seems to take place on a team after you win.

"This is what we'll have to fight to return to the Super Bowl."

Tom has never been accused of being complacent. "I go to training camp every year scared to death," he has said. "That keeps me on edge, it makes me careful about evaluating what has happened in the past."

As the dean of NFL coaches, Landry continues to show the adaptability and thoughtful approach to his profession that have made him football's most successful teacher over the past two decades:

Addressing the Kiwanis International Convention last summer, Landry said:

"During the late '50s I found that I had basically little patience with people, especially people who could not excel or do their best on the football field. And I'd treat them all the same.

"Then came the great revolution of the '60s, and there were so many negative aspects to the '60s. But the kids, I think, taught us one very important thing. They taught us to look at ourselves and recognize each person as an individual, treat each person as an individual.

"Believe me, it wasn't easy for me to make the change. We had to learn the humanistic approach to football and it helped me in my basic approach to life."

Which brings the Dallas Cowboys and Tom Landry to 1978. Target: Super Bowl XIII.



Tom was born in Mission, Tex., on Sept. 11, 1924. He was an All-Regional fullback at Mission High School before enrolling at the University of Texas. Following one semester, he went into the Air Corps and flew 30 B-17 missions with the Eighth Air Force.

Following his discharge as a 1st Lieutenant in November of 1945, Tom returned to Texas where he earned All-Southwest Conference honors as a junior and co-captained the Longhorns as a senior. Those Texas teams defeated Alabama in the 1948 Sugar Bowl and Georgia in the 1949 Orange Bowl.

Landry joined the old New York Yankees of the All-America Conference in 1949, moving to the Giants in 1950. He was a mainstay in the Giants' defensive backfield through 1955, the last two years as player-coach. He was All-Pro in 1954.

Retiring as a player following the 1955 season, Tom was the Giants' defensive coach through 1959.

Tom and his wife Alicia, whom he met at Texas, have three children — Tom Jr., Kitty, and Lisa. Kitty is married to former University of Texas quarterback Eddie Phillips.

Tom has served as chairman of the State American Cancer Society, and as area chairman for the All-American Roundup of the Boy Scouts of America. He is Chairman of the Board of the Greater Dallas Chapter of the Fellowship of Christian Athletes.

The coach has received honorary degrees from California Lutheran College (Doctor of Humane Letters), John Brown University (Doctor of Humanities) and Southwest Baptist College (Doctor of Laws).

Among many top awards presented Tom following the 1977 season was the All-Sports Association Field Scovell Award, the highest athletic honor bestowed annually in the city of Dallas. Also, Kiwanis International named Landry its 1977 Decency Award recipient.



THE LANDRY YEARS

YEAR	W	L	T	YEAR	W	L	T
1960	0	11	1	*1970	10	4	0
1961	4	9	1	*1971	11	3	0
1962	5	8	1	*1972	10	4	0
1963	4	10	0	*1973	10	4	0
1964	5	8	1	1974	8	6	0
1965	7	7	0	*1975	10	4	0
*1966	10	3	1	*1976	11	3	0
*1967	9	5	0	*1977	12	2	0
*1968	12	2	0	TOTALS	149	95	6
*1969	11	2	1				

*Qualified for Playoffs (Won Super Bowl VI on Jan. 16, 1972; won Super Bowl XII on Jan. 15, 1978).

NFL'S TOP 10 WINNINGEST COACHES

COACH, TEAMS	W	L	T
1. GEORGE HALAS (40 years)	321	142	31
Chicago Bears ('20-'29, '33-'42, '46-'55, '58-'67)			
2. CURLY LAMBEAU (33 years)	230	138	25
Green Bay ('21-'49), Chi. Cards ('50-'51), Wash. ('52-'53)			
3. PAUL BROWN (21 years)	166	98	6
Cleveland ('50-'62), Cincinnati ('68-'75)			
4. *DON SHULA (15 years)	154	51	5
Baltimore ('63-'69), Miami ('70-'77)			
5. STEVE OWEN (23 years)	150	100	17
New York Giants ('31-'53)			
6. *TOM LANDRY (18 years)	149	95	6
Dallas Cowboys ('60-'77)			
7. HANK STRAM (17 years)	131	97	10
Dallas Texans (60-'62), Kansas City ('63-'74), New Orleans ('76-'77)			
8. WEEB EWBANK (20 years)	130	129	7
Baltimore ('54-'62), New York Jets ('63-'73)			
9. SID GILLMAN (17 years)	123	93	7
Los Angeles ('55-'59), San Diego ('60-'69), Houston ('73-'74)			
10. *GEORGE ALLEN (12 years)	116	47	5
Los Angeles ('66-'70), Washington ('71-'77)			

*Active in 1978.

THE STAFF



MYERS



ALLEN



DITKA



REEVES

JIM MYERS, Assistant Head Coach • Offensive Line

Along with Ermal Allen, Jim Myers has the longest tenure of any of Tom Landry's assistant coaches. He'll begin his 17th year on the staff in 1978, having joined the Cowboys in 1962 following head coaching stints at Iowa State and Texas A&M.

A year ago Landry named Myers to a newly created role of assistant head coach. Jim continued tutelage of the offensive line, as he's done since coming to Dallas. Over the years his guidance has produced All-Pro and Pro Bowl recognition for Ralph Neely, John Niland, Rayfield Wright and Blaine Nye.

In his role as assistant head coach, Myers handles many of the responsibilities previously done by Landry. "He knows everything there is to know about our system," says Landry.

Myers is a native of Madison, W. Va. (11/12/21) and was a standout lineman at Tennessee in 1941-42 and at Duke in the Marine Corps V-12 program in 1943.

Jim was an assistant coach at Wofford College, Vanderbilt and UCLA before becoming a head coach. He and his wife Carolyn have three daughters and six grandchildren.

ERMAL ALLEN, Special Assistant

The man responsible for the Cowboys' Research and Development Department in its study and evaluation of all players and teams in the NFL is Ermal Allen, now in his 17th season with the club.

A quarterback at the University of Kentucky from 1939-41 and a member of the Fort Benning and Army All-Star grid teams during World War II, Allen played a season with the Cleveland Browns in the old All-America Conference in 1947 as a defensive back.

Ermal returned to Kentucky in 1948 and remained there as an assistant coach for 14 years under Paul Bryant ('48-'53) and Blanton Collier ('54-'61). He and Jim Myers joined Landry's staff in 1962.

Born Christmas Day, 1920, Ermal is an outstanding golfer — the best in the Cowboys' organization — having been the Kentucky Amateur champion twice, beating Bobby Nichols in 1955 and Frank Beard in 1958.

Ermal and his wife Allie have a son, two daughters and five grandchildren.

MIKE DITKA, Special Teams • Receivers

Mike Ditka joined the Cowboys staff as coach of the special teams in 1973. He was four times an All-Pro tight end and played his final four years with Dallas, performing in Super Bowls V and VI.

Last year Tom Landry handed Ditka additional coaching duties by putting Mike in charge of the receiving corps. That group produced All-Pro Drew Pearson and Pro Bowler Billy Joe DuPree in 1977 while Ditka's special teams continued among the best in pro football.

A native of Aliquippa, Pa. (10/18/39), Mike was a consensus All-America at the University of Pittsburgh and was the Bears No. 1 draft selection in 1961. His career receiving totals were 427 receptions for 5,913 yards and 43 touchdowns. Ditka also played with the Philadelphia Eagles.

Mike has three sons and a daughter. His wife's name is Diana.

DAN REEVES, Offensive Coordinator • Offensive Backs

Following two seasons as a player-coach in 1970 and '71, Dan Reeves took over as the Cowboys' offensive backfield coach. He added the duties of offensive coordinator a year ago.

As a running back for seven seasons (1965-71), he became the sixth all-time rusher in Cowboys' annals despite a series of knee injuries and surgery.

Dan rushed for 1,990 yards in 535 carries and 25 touchdowns during his playing days and also caught 129 passes for 1,693 yards and another 17 touchdowns. A quarterback at South Carolina, he was a feared option passing halfback as a pro. He rushed for touchdowns in four consecutive games in 1966, a team record he shared until Tony Dorsett bested the mark last year.

Reeves was inducted into South Carolina University's Hall of Fame last fall. A native of Americus, Ga., (1/19/44), he signed with the Cowboys as a free agent in 1965.

He and his wife Pam have two daughters and a son.

GENE STALLINGS, Defensive Backfield

Gene Stallings begins his seventh season as the Cowboys' secondary coach following seven years (1965-'71) as the head coach at his alma mater, Texas A&M. During his tenure in Dallas, Cliff Harris has become a perennial All-Pro free safety and strong safety Charlie Waters also has blossomed into an All-Pro.

Following an all-conference career as an end at A&M under Paul Bryant, the Paris, Tex., native became a student assistant coach for a year, then moved with Bryant to Alabama as an assistant coach where he remained until returning to A&M as head coach. Stallings was a tri-captain on Bryant's undefeated 1956 Aggie team.

Gene (3/2/35) and his wife Ruth Ann have four daughters and a son.

ERNIE STAUTNER, Defensive Coordinator • Defensive Line

It's more than simple irony that Dallas' now-famed "Doomsday Defense" began coming of age in 1966, the year that football Hall of



STALLINGS



STAUTNER



TUBBS



WARD

Famer Ernie Stautner joined the Cowboys as the defensive line mentor.

Stautner, who was born in Kham, Bavaria (4/20/27) and grew up in Albany, N. Y., was an All-Pro defensive end and tackle for the Pittsburgh Steelers for 15 years (1951-65), despite being small for a defensive lineman at 6-0, 235 pounds.

He was elected to the Pro Football Hall of Fame in Canton, O., in his first year of eligibility in 1969 after having played in nine Pro Bowl contests.

Following a World War II Marine Corps hitch from 1943-'46, Stautner entered Boston College and became a star two-way lineman.

When last year's Cowboys' defense led the NFL in total defensive statistics, opponents averaged just 3.7 yards per play, one of the lowest yardage yields per play in NFL history.

Ernie's wife's name is Pat and he has a son and two daughters.

JERRY TUBBS, Linebackers

Jerry Tubbs has been with the Cowboys from the beginning. He is, in fact, the lone "original playing member" of the 1960 Dallas club still with the organization.

Following three years with the Chicago Cardinals and San Francisco 49ers, Tubbs came to the Cowboys in the '60 expansion draft and played through 1967. He joined Tom Landry's coaching staff the next year.

Tubbs helped develop his replacement at middle linebacker, Lee Roy Jordan, into an All-Pro and also was responsible for the development of Chuck Howley into an All-Pro. In 1977 Tubbs worked with two starters at new positions, Bob Breunig and Thomas Henderson, and helped guide the Cowboys defense to a No. 1 ranking in the NFL.

Jerry has known little else but success in football. A native of Breckenridge, Tex., (1/23/35), he attended Oklahoma and played center-linebacker for Bud Wilkinson's undefeated 1954 through '56 teams. He received the Walter Camp award as the nation's outstanding player in '56.

Drafted on the first round by the old Chicago Cardinals, Tubbs later rose to Pro Bowl status during his playing career with the Cowboys.

Jerry and his wife Marlene have a son and a daughter.

BOB WARD, Conditioning

Bob Ward received outspoken praise from Tom Landry during the 1977 season when the Cowboys coach called his '77 club "the best conditioned team we've ever had here."

Ward, who has the ability to combine the physical portion of conditioning with the mental, has Cowboys players enthusiastically participating in his programs. Bob was a track coach for 11 years at Fullerton, Calif., Community College prior to joining the Dallas organization in 1975.

His position encompasses the wide range of conditioning, including running, weight lifting, flexibility, diet, etc. He directs the Cowboys' voluntary off-season program, working with computer print-outs to devise an individualized program of conditioning for each player.

Ward, 44, is a graduate of Whitworth College in Spokane, Wash. He and his wife Joyce have two children.

DON COCHREN, Trainer

Don Cochren's years of service with the Cowboys total 14 since the former college, military and Canadian Football League trainer joined the organization in 1965.

Don is a graduate of Purdue and gained his physical therapy certificate from Pennsylvania. Now 46, he was the trainer at Case Institute in Cleveland (now Case-Western Reserve) for two years, with the Toronto Argonauts of the CFL for four years, and spent a year at the University of New Hampshire prior to joining the Cowboys.

Cochren also served for two years as a physical therapy officer in the U. S. Air Force.

Don and his wife Jan and their four children live in suburban Carrollton.

KEN LOCKER, Assistant Trainer

Ken Locker begins his sixth season with the Cowboys in 1978 following an apprenticeship that included a stint as assistant trainer at North Texas State University (1969-'72) and another as interim head trainer at the Denton-located school.

Locker, 26, is the newest newly wed on the Cowboys, having married the former Pam Layton in May.

Ken has his master's degree in Physical Education from Texas Woman's University and served for two years as the trainer for World Championship Tennis, making the professional men's tour in 1975 and '76.

BUCK BUCHANAN, Equipment Manager

Buck Buchanan joined the Cowboys in 1973 following 20 years in the Air Force, with most of that time spent supervising and maintaining military athletic programs.

For four years, SMSgt. Buchanan served as a non-commissioned officer in charge of Athletics and Programs at the U. S. Air Force Academy Prep School in Colorado Springs. He was awarded the Bronze Star for his performance during a 1968-69 tour of duty in Thailand.

Now 45, Buck and his wife Geraldine have a son and daughter.

THE PLAYERS



TONY DORSETT, ROGER STAUBACH



Benny Barnes • 31

CORNERBACK • STANFORD • 7th YEAR
HT: 6-1 • WT: 195 • BORN: 3/3/51 • (FA FOR '72)

PRO: "If you had 45 guys like Benny Barnes on a team, you'd never lose a game," is how Cowboys Scout John Wooten describes uncomplaining, underrated and unyielding cornerback Benny

Barnes. After four seasons as a backup at cornerback and safety, Barnes has put together two excellent seasons as the Cowboys' starting left cornerback, one of football's most demanding positions. At the same time, Barnes has continued as the club's top special teams performer, sharing the special teams Headhunter of the Year award in 1977 with Jay Saldi. "In kick coverage," says Special Teams Coach Mike Ditka, "there is no one better than Benny. He is one fine, all-around football player who gives you 60 good minutes every week." Adds Drew Pearson, "Benny Barnes is an excellent cornerback, maybe the most underrated player on the team." Charlie Waters is more definite in his praise: "Benny is the best cornerback in the NFC." Barnes is expecting his best season in '78 since off-season surgery eliminated bone spurs in his foot and ankle. Benny had played on the bad ankle since 1975 after suffering a break there a year before. "I'm 100 per cent now, it feels much better," says Barnes.

COLLEGE: Benny played on two winning Rose Bowl teams at Stanford, where he was an All-Pacific Coast Conference safetyman. Barnes' seven interceptions in '71 included three in a game against Washington.

PERSONAL: A native Texan from Lufkin, Benny and his wife Joyce have two sons, David (1/20/72) and Damon (8/8/74), and live in Dallas year-round. Following his post-season surgery, Barnes began a new off-season job with Oak Cliff Bank.

BARNES' COWBOYS RECORDS

Year	Receiving				Long TD	Year	Pass Interceptions				
	No.	Yds.	Avg.	Long TD			No.	Yds.	Avg.	Long TD	
1974	1	37	37.0	37	0	1973	1	1	1.0	1	0
1976	1	43	43.0	43	0	1976	1	23	23.0	23	0
TOTALS	2	80	40.0	43	0	TOTALS	2	24	12.0	23	0

Year	Opponents' Fumble Recoveries				
	No.	Yds.	Avg.	Long TD	
1974	1	0	0.0	0	0



Bob Breunig • 53

LINEBACKER • ARIZONA STATE • 4th YEAR
HT: 6-2 • WT: 225 • BORN: 7/4/53 • (D-3 FOR '75)

PRO: Of all the Cowboys who responded to major challenges in 1977, Bob Breunig probably overcame as big a hurdle as anyone as he became only the third starting middle linebacker in club

BREUNIG, Cont.

history. Because of the complexity of the Cowboys' "flex" defense, Breunig's role in the "Meg" position was an extremely difficult one. The way Bob played it was termed "remarkable" by Tom Landry in the coach's post-Super Bowl press conference. Breunig led the team in total tackles in 1977 with 130, including 73 primary takedowns. He also had one interception and a fumble recovery and helped key the Super Bowl XII win over Denver with six tackles and a tipped pass that was intercepted by Aaron Kyle. Breunig had several outstanding tackling games. To illustrate, he racked up 13 tackles in a game against the Vikings and 12 tackles in four other contests, taking advantage of his role in the Cowboys defense which calls for him to lead the tackling effort. "He is without question the most intense, hardest-working, most serious football player I have ever seen," says Jerry Tubbs, Breunig's linebacker coach and the original Cowboys Meg. "Bob's totally committed to performing even the practice drills as hard as he can. People can be intense about a lot of things, but Bob's type of intensity means to me that he wants to do the job better than anyone else. And he's willing to do all the things necessary to bring that about." Breunig also calls defensive signals, per Defensive Coordinator Ernie Stautner's sideline signals.

COLLEGE: Bob earned All-America honors as a senior by leading Arizona State in tackles and fumble recoveries while his team was setting records for recoveries and interceptions. A three-time ALL-WAC selection, he recovered 10 fumbles in his career and intercepted six passes.

PERSONAL: A self-taught guitar player and singer, Bob delighted the crowd at the Cowboys' Super Bowl XII victory celebration party with his "Tribute to Elvis." He and his wife Mary are Dallas residents, where Bob began an association with the Holloway-Staubach Real Estate Agency last off-season.

BREUNIG'S COWBOYS RECORDS

Receiving					Opponents' Fumble Recoveries				
Year	No.	Yds.	Avg.	Long TD	Year	No.	Yds.	Avg.	Long TD
1975	1	21	21.0	21 0	1975	1	0	0.0	0 0
	Kickoff Returns				1976	3	0	0.0	0 0
Year	No.	Yds.	Avg.	Long TD	1977	1	0	0.0	0 0
1975	2	13	6.5	7 0	TOTALS	5	0	0.0	0 0
Pass Interceptions									
Year	No.	Yds.	Avg.	Long TD					
1977	1	15	15.0	15 0					

Larry Brinson • 36

RUNNING BACK • FLORIDA • 2nd YEAR
HT: 6-0 • WT: 214 • BORN: 6/6/54 • (FA FOR '77)

PRO: Take a 200 pound-plus running back who was a good enough sprinter in high school to have run a 9.5 100-yard dash, make him a wish-bone fullback in college, and you end up with a "sleeper" of a pro football prospect. That sleeper turned out to be



BRINSON, Cont.

Larry Brinson of the Cowboys, one of seven members of the 1977 team not drafted out of college. Even a fractured cheekbone suffered in training camp did not keep Brinson from making the '77 Cowboys as a free agent. He spent the year as a regular kickoff return specialist, tying for eighth among NFC kick return leaders with 17 runbacks for an average of 24.1 yards. Larry carried the ball from scrimmage sparingly, getting into games for just eight carries during the year. One run against Detroit turned out to be a 20-yard scoring jaunt which left the rookie runner with an unexpected dilemma: "After I scored I almost forgot to spike the ball, something every rookie HAS to do after his first pro touchdown. Then, when I remembered, I kinda of half did it. It wasn't a classic one." Shanked spikes aside, Tom Landry considers Brinson a promising prospect: "He's a young fullback with potential, which he displayed returning kickoffs and the few times he carried the ball out of the backfield. School still is out on Larry and it will take another summer to determine exactly how good he can be. But, in my opinion, I think we've got a pretty good football player in Brinson."

COLLEGE: A four-year starter at Florida, Brinson was used primarily as a blocking back in the Gators' wishbone attack. He averaged 4.9 yards per carry during his career but never carried the ball more than 74 times in a season. Larry scored a dozen career touchdowns and played in four post-season bowl games.

PERSONAL: Born in Opalocka, Fla. and a product of Miami Northwestern High School, Larry and his wife Patricia returned to Gainesville where both were working on their degrees (Larry in Phys Ed, Pat in Education) at Florida during the off-season.

BRINSON'S COWBOYS RECORDS

Year	Rushing					Year	Kickoff Returns				
	Att.	Yds.	Avg.	Long	TD		No.	Yds.	Avg.	Long	TD
1977	8	28	3.5	20	1	1977	17	409	24.1	41	0



Guy Brown • 59

LINEBACKER • HOUSTON • 2nd YEAR
HT: 6-4 • WT: 228 • BORN: 6/1/55 • (D-4 FOR '77)

PRO: In Guy Brown, the Cowboys have a young linebacker who is learning both outside positions in the Dallas defense, fully equipped with physical tools that include better 40-yard dash times than many running backs, along with superior quickness and agility skills. A top special teams performer as a rookie in '77, Brown is making the transition from college defensive end to pro linebacker. "No doubt about it," says Linebackers Coach Jerry Tubbs, "Guy has great physical ability. He showed determination and willingness to work and learn his first year." Adds Tom Landry, "He's one of our best looking athletes with great size and the ability to move fast. He needs a lot of work and repetition at linebacker in order to develop his true talent. If he reaches his potential, he'll be an outstanding linebacker." The tallest of Dallas' linebackers at 6-4, Brown consistently runs 40 yards in 4.6 seconds, and rates as the squad's second-fastest sprinter after Tony Dorsett.

BROWN, Cont.

COLLEGE: Injuries hampered Brown during his career at the University of Houston, where he began as a tight end before switching to defensive end. At the latter position, he was used as a "stand up" defender his senior year and was an All-Southwest Conference selection.

PERSONAL: A Civil Technology major in college, Guy and his wife Jacqueline planned to enter real estate after obtaining their licenses during the off-season. Jacqueline is a Dallas native and also attended Houston, where she majored in Mass Communications. The Browns live near Duncanville, just southwest of Dallas, and vacationed on the West Coast last winter. They attended a four-day "Pro Athlete Outreach" seminar in San Diego as part of the trip. Guy is the oldest boy in a family of 10 children and grew up near Palestine, Tx. He did not begin playing football until his senior year in high school.

Glenn Carano • 18

QUARTERBACK • NEVADA-LAS VEGAS • 2nd YEAR
HT: 6-3 • WT: 202 • BORN: 11/18/55 • (D-2 FOR '77)

PRO: Once the regular season was under way in 1977, quarterback Glenn Carano was relegated to inactivity on game days. Glenn's role a year ago was rookie third string quarterback on a team directed by a championship caliber starter (Roger Staubach) and backed up by a former World Football League starter (Danny White). After winning a spirited training camp battle with Steve DeBerg (now with the 49ers) for the No. 3 job, Carano's game-day role included recording each offensive series into a mini tape recorder while on the sidelines, as part of his training process. He did crank up 20 pre-season passes, completing 10, including one for a touchdown against Houston, a performance that cemented his spot on the roster. "Carano showed promise as a rookie," assessed Tom Landry. "I think this year will determine whether he's a real prospect." Carano tried to prepare himself each week as if he would play: "I didn't get much practice time because Roger and Danny were usually on the field, but I made all the meetings and worked hard at my opportunities. I've learned to accept my situation because our offense is so complex, and it will take time to learn. I don't expect to play, but I'll be ready. I hope we don't lose Roger or Danny to injury just so I can play." The Cowboys drafted Carano on the second round a year ago following a trade with Seattle for wide receiver Duke Ferguson.

COLLEGE: Holder of every Nevada-Las Vegas career passing record, Carano completed 337 of 636 passes for 5,095 yards and 37 touchdowns as a four-year starter in college. He scored another 19 touchdowns rushing.

PERSONAL: Glenn and his wife Dana were married in Las Vegas following the Giants game Sept. 25, 1977. They lived in a Dallas apartment during the season and returned to Las Vegas following a belated honeymoon. Glenn was born near Los Angeles and raised in Reno, Nevada.





Larry Cole • 63

DEFENSIVE TACKLE-END • HAWAII • 11th YEAR
HT: 6-5 • WT: 252 • BORN: 11/15/46 • (D-16 FOR '68)

PRO: Because he enjoys the double life he lives — building homes during the off-season and destroying ball carriers during football season — Larry Cole is back for his 11th year with the Dallas Cowboys in 1978. Until last year, Cole was a starter for the Cowboys, first at strongside defensive end beginning in 1968, and in 1975 and '76 at weakside tackle, alternating each week with Bill Gregory. Once Randy White took over the latter position last year, Cole backed up everyone along the defensive line. "It was an adjustment, tough at first. But I enjoyed Randy doing so well and enjoyed the little coaching tips I had to offer to the younger players," said Cole, affectionately known as "Bubba" to his teammates. "In the end you realize the team effort is the only thing that makes any difference and you work toward that end." Cole related that while sitting on the sidelines for the opener last year "I was so nervous that I knew I had to do something exciting so I asked Buck (Buchanan, the equipment manager) for a piece of chewing gum." Fortunately for the Cowboys, Defensive Coordinator Ernie Stautner, who later admitted he'd forgotten Larry in the excitement, called for Cole to spell Ed Jones in the fourth quarter and Larry delivered a key sack of Fran Tarkenton that led directly to the Cowboys' 16-10 win in overtime. "Aw, it's nice you noticed the play," he told the press afterwards. "It probably would have been overlooked earlier in my career." Cole's big-play reputation was cemented when he scored three touchdowns against division rival Washington his first three starts against the Redskins in the late '60s. Larry calls the opportunity to continue in athletics "an extension of your adolescence, which I enjoy part of the year, just like I enjoy being an adult in the building world the other part of the year."

COLLEGE: A member of Hawaii's first winning football team in 50 years and captain of the squad as a senior, Cole was the first grinder drafted from that university by an NFL team.

PERSONAL: Larry Cole Custom Builders is headquartered in suburban Bedford (and now expanding into Arlington and Colleyville, where a new subdivision called "Tara Plantation" is in the works). Also, Larry's wife Linda opened an interior decorating business in Bedford during the past year. Her company is Linderhof, Inc. The Coles have two children, Michael (11/3/70) and Christina (3/18/73), and live in Bedford. Larry is a native of Granite Falls, Minn.

COLE'S COWBOYS RECORDS

Year	Pass Interceptions				Long	TD	Year	Opponents' Fumble Recoveries			
	No.	Yds.	Avg.	Long				No.	Yds.	Avg.	Long
1968	1	5	5.0	5	1	1968	2	21	10.5	21	1
1969	1	41	41.0	41	1	1969	2	7	3.5	7	0
TOTALS	2	46	23.0	41	2	1971	4	20	5.0	20	0
						1972	1	0	0.0	0	0
						1973	3	8	2.7	8	0
						1976	1	0	0.0	0	0
						TOTALS	13	56	4.3	21	1

Jim Cooper • 61

GUARD-CENTER • TEMPLE • 2nd YEAR
HT: 6-5 • WT: 260 • BORN: 9/28/55 • (D-6 FOR '77)

PRO: Jim Cooper's first year with the Dallas Cowboys began less than auspiciously, but ended happily. An unheralded sixth-round selection from Temple, he was among the final players cut from the squad at the end of 1977 pre-season after showing promise at tackle throughout the summer. Cooper returned to his home in Philadelphia and was weighing offers from other NFL teams when a bulletin arrived from Dallas. A late decision had been made for Jim Eidson to undergo knee surgery and Cooper was asked to rejoin the club. He did in time to find himself playing an unfamiliar left guard in an early-season game in St. Louis. Injuries had claimed Herb Scott that week and when center John Fitzgerald was hurt in the game, Tom Rafferty moved to the pivot, Burton Lawless switched to right guard and Cooper was in the lineup. He filled in for Scott a few more times during the year, made a valuable contribution on the special teams, and began making the transition to center in practice. He's now listed as the Cowboys' second snapper behind Fitzgerald, although he never played any position except tackle prior to last year. Related Tom Landry: "Even though Jim started out as a player who didn't make our final squad last year, once we got him back he developed to the point where he now has as much potential as any of our young linemen. He shows excellent ability to block for the run and pass block, and is a good-sized player with determination and good character. He may show the most improvement of our young interior linemen this year. If he does, it'll be a real plus for the team."

COLLEGE: Cooper was a three-year starter at tackle for Temple, where he played for Wayne Hardin, Roger Staubach's coach at Navy. He was drafted by the Cowboys to play tackle, although he's currently listed as the team's No. 2 center and left guard.

PERSONAL: During Jim's late-summer transition a year ago, he also was a newlywed, so he and wife Mary finally settled in a Dallas apartment for the season. They returned to Philadelphia during the off-season and Jim continued work on his degree in Business Administration at Temple. Mary has a college degree in Nursing.



Doug Dennison • 21

RUNNING BACK • KUTZTOWN STATE • 5th YEAR
HT: 6-0 • WT: 205 • BORN: 12/18/51 • (FA FOR '74)

PRO: Take it from Danny White, the quarterback who — like Doug Dennison — is a good football player biding time on the bench for the Cowboys. White explains that his own attitude has



DENNISON, Cont.

been formed after observing teammate Dennison: "It doesn't do any good to let it (riding the bench) bother you, or let it affect your performance or the way you handle yourself at practice every day. I've seen guys down about not playing. And then I've seen guys like Doug, who you would think by watching him every day that he was leading the league in rushing. That's the kind of person I'd like to be." If White's praise seems a bit strong, consider that Dennison led the Cowboys in rushing two seasons ago while alternating at tailback with either Charley Young or Preston Pearson. Then consider with Tony Dorsett joining the team last year and Pearson the starter for the first nine games, Dennison became the forgotten man. His 1977 stats show just 12 carries, one pass reception and one kickoff return. But, uncomplaining, Dennison filled his role as a team man daily, even though both his playing and practice times were limited. "Doug still is a very capable back," said Tom Landry during the off-season. "He's a very determined player and can step in and help our club whenever we need to call upon him. He'll always give 100 per cent, we're sure of that." Dennison's forte since coming to the Cowboys has been scoring from deep in opponent's territory. He has 18 touchdowns in four seasons, and Offensive Coordinator Danny Reeves explains: "He's just a reckless runner. We're confident he'll put it across."

COLLEGE: Another of the Cowboys' free agent finds, Doug's a small college product from Kutztown State (Pa.). Despite an injury shortened career, he impressed Cowboys scouts with his two seasons of football and with a number of track and field feats, including school records in the long and triple jumps.

PERSONAL: Doug and Susan Dennison live year-'round in the Dallas suburb of Garland with their three children, Aaron (8/11/72), DeMarcus (9/30/74) and Andre (12/26/76). Doug is active with the Fellowship of Christian Athletes and is one of the Cowboys' most popular public speakers.

DENNISON'S COWBOYS RECORDS

Rushing					Receiving				
Year	Att.	Yds.	Avg.	Long TD	Year	No.	Yds.	Avg.	Long TD
1974	16	52	3.3	14 4	1974	2	23	11.5	13 0
1975	111	383	3.5	27 7	1975	2	5	2.5	4 0
1976	153	542	3.5	14 6	1976	8	67	8.4	33 0
1977	12	60	5.0	17 1	1977	1	9	9.0	9 0
TOTALS	292	1037	3.6	27 18	TOTALS	13	104	8.0	33 0

Kickoff Returns				
Year	No.	Yds.	Avg.	Long TD
1974	3	54	18.0	27 0
1975	13	262	20.2	27 0
1977	1	30	30.0	30 0
TOTALS	17	346	20.4	30 0



Tony Dorsett • 33

RUNNING BACK • PITTSBURGH • 2nd YEAR
HT: 5-11 • WT: 190 • BORN: 4/7/54 • (D-1 FOR '77)



PRO: By earning NFL Offensive Rookie of the Year honors in 1977 and becoming the first Cowboys rookie in club history to rush for 1,000 yards, Tony Dorsett—to the surprise of no one—stamped himself as a bonafide contender for league-leading rushing honors in the years to come. The Heisman Trophy winner from Pitt overcame a couple of pre-season knee sprains a year ago to make a significant addition to the Cowboys' attack. "He's just like he was when they drafted him," said Eagles Coach Dick Vermeil after Dorsett rushed for a club-record 206 yards in a late-season game against Philadelphia. "He's the best in the country. Tony gives the Cowboys the big play in the running game, with his quickness and tremendous speed." Rated the Cowboys' fastest player, Dorsett moved in as a starter for the season's tenth game. At that point, he had rushed for 522 yards in part-time action. Once in the starting lineup, Tony reeled off 485 yards in five games, an average of 97 a game. He added 222 yards in three playoff games (74 yards per game), including 66 in Super Bowl XII before exiting with another knee sprain in the fourth quarter. It is the threat of injury that concerns the Cowboys most. Says Tom Landry, "If Tony is willing to work hard enough year-round to prepare himself physically for the seasons ahead, then there's no limit to what he might do. He's capable of gaining in the 1,500-yard area every year if he's in top condition. He played much on instinct last year while he was learning our system. So I'd say Tony's performance was average, for him. But he definitely was a boost to the offense, and he'll get better and better. It's important that he continues to improve, for us to have a chance at the Super Bowl." Roger Staubach is unguarded in praising his new backfield mate: "That man is incredible. I'll tell you, I've never seen anyone like him, certainly not in the time I've been in Dallas anyway." Adds Jay Saldi, "Tony makes 10 yards by the time you can blink." After setting club records for touchdowns rushing in a season (12), the longest run from scrimmage (84 yards, after earlier setting the mark with a 77-yard jaunt against the Cardinals), and the aforementioned most yards in a game, the future looks extremely bright for Dorsett.

COLLEGE: A four-time All-America at Pittsburgh and the first player in NCAA history to collect three 1,500-yard-plus seasons, Dorsett captured the 1976 Heisman Trophy as college football's top player. He
 (Continued on next page)

DORSETT'S COWBOYS RECORDS

Rushing						Receiving					
Year	Att.	Yds.	Avg.	Long	TD	Year	No.	Yds.	Avg.	Long	TD
1977	208	1,007	4.8	84	12	1977	29	273	9.4	23	1
Passing											
Year	Att.	Comp.	Yds.	Pct.	Int.	Avg.	Gn.	TD			
1977	1	1	34	1.000	0	34.0		0			

DORSETT, Cont.

rushed for an NCAA record 6,082 yards and 58 touchdowns and led Pitt to the '76 national championship in a 12-0 season.

PERSONAL: Dorsett (who prefers the pronunciation Dor-SETT) raced through a whirlwind off-season, doing product promotions and making numerous appearances. He also moved into his new home in Wylie, Tx., northeast of Dallas. A bachelor, Tony's nickname since boyhood has been "Hawkeye." He's a native of Aliquippa, Pa., where he was one of seven children, including four older brothers.



Pat Donovan • 67

TACKLE • STANFORD • 4th YEAR
HT: 6-4 • WT: 250 • BORN: 7/1/53 • (D-4A FOR '75)

PRO: Pat Donovan, tackle, is blunt, quick-witted and humorous. His easy-going approach and his having become the resident Cowboys' wit — much like the erstwhile guard, Blaine Nye — somewhat obscure a rugged, competitive streak that manifests itself on games days. Quite possibly, Pat has become the Cowboys' current best offensive lineman. "Donovan was one of our individual bright spots last year," says Tom Landry. "He played exceptionally well replacing Rayfield Wright." Adds Asst. Head Coach Jim Myers, "He's our quickest and strongest lineman. Pat has explosiveness, which we look for in our offensive linemen." Moved into the starting lineup last year in place of Wright at right tackle, Donovan was expected to shift to left tackle this year to replace retired Ralph Neely. Always a Donovan fan, Neely says about the switch, "It's perfect for the club because Pat's a natural left tackle. He'll be an All-Pro there." Teammate Tom Rafferty offers, "Donovan could play any position along the line, he has the ability." Pat is a conversion player, having moved from defensive end in college to pro offensive tackle. "Guys like him make me like those conversion types," muses Myers.

COLLEGE: A two-time All-America at Stanford, Donovan chose college football after excelling as a high school weightman in track and field while also earning All-Montana state honors in football and basketball.

PERSONAL: Pat and his wife Christa purchased a home in North Dallas last year after being married just prior to '77 training camp. A top student-athlete, he majored in Mechanical Engineering, then put his degree to use in a new off-season job with the Sam P. Wallace mechanical contractors company. Christa, who also attended Stanford, had a double major in Human Biology and Journalism. Along with Rafferty and John Fitzgerald, Donovan is a charter member of the Cowboys' "Iro-American Club," which is composed of offensive linemen with Irish heritage. "We Irishmen are offensive linemen because we have a basic affinity with dirt, like the potato farming heritage we come from," Pat explains.

Billy Joe DuPree • 89



TIGHT END • MICHIGAN STATE • 6th YEAR
HT: 6-4 • WT: 229 • BORN: 3/7/50 • (D-1 FOR '73)

PRO: At times it seems that while Billy Joe DuPree becomes a more accomplished pro each season, he maybe becomes a little less known each year, compared to many of his Cowboys contemporaries. But DuPree doesn't need the spotlight and he may epitomize the term "team player" as much as anyone on the current roster. Two years ago Billy Joe set a club record for receptions by a tight end with 42. It was a season when the Cowboys' running game sputtered and DuPree was needed more often for his pass catching abilities. He made the NFC Pro Bowl squad for the first time that year. In 1977 DuPree's catches dropped to 28 but fellow players in the league again voted him the starting tight end for the NFC. "I was a little surprised at that, not because I didn't think I had a good season in 1977, but because I felt that stats are more often recognized," said DuPree. "I think I had a good year in that I did the things I was asked to do, which mostly was blocking. Sure I want to catch more balls, all receivers do. But I'm not selfish to where I want them to throw the ball to me all the time. I love my blocking and that's my primary responsibility. I realize that being a blocking tight end doesn't put you in the limelight, but there still can be a lot of satisfaction in the role. And I also realized before last season that we would have a better running game and I would be needed to do more blocking. When a back comes around my end and scores, that's six points for me too." DuPree's 28 receptions a year ago included 14 catches the first half of the season and 14 the second half. He added six catches in playoff action, including a diving 28-yard TD reception against the Bears. DuPree also caught three passes for 23 yards in the winning drive in the Pro Bowl, helping the NFC to a 14-13 victory. "BJ is a team player, plain and simple," says Receivers Coach Mike Ditka. "He does what we ask of him. In our offense the tight end plays an integral part because of his role as a blocker, and he's become an excellent receiver in recent years because we've gone to him more and he'll catch what you throw him. He can give you a solid performance, or if needed, a spectacular one."

(Continued on next page)

DUPREE'S COWBOYS RECORDS

Receiving					Rushing				
Year	No.	Yds.	Avg.	Long TD	Year	Att.	Yds.	Avg.	Long TD
1973	29	392	13.5	40 5	1973	2	2	1.0	6 0
1974	29	466	16.1	42 4	1974	4	43	10.8	20 0
1975	9	138	15.3	28 1	1975	1	3	3.0	3 0
1976	42	680	16.2	38 2	1976	7	50	7.1	13 0
1977	28	347	12.4	23 3	1977	3	9	3.0	7 0
TOTALS	137	2023	14.8	42 15	TOTALS	17	107	6.3	20 0

Opponents' Fumble Recoveries

Year	No.	Yds.	Avg.	Long TD
1973	1	0	0.0	0 0

Kickoff Returns

Year	No.	Yds.	Avg.	Long TD
1977	0*	24	0.0	24 0

*Indicates return following handoff reverse

DuPREE, Cont.

COLLEGE: Billy Joe played football and basketball in college, giving up the hoop sport to concentrate on football toward the end of his career at Michigan State. BJ played in a run-oriented offense at MSU but still caught 69 passes in three seasons, making him third all-time among Spartan receivers. He was All-Big Ten as a senior.

PERSONAL: Active in Big Brothers of America, Billy Joe and his wife Marsha, and son Shon (10/27/72), live in Dallas throughout the year. A three-sport star in high school in Monroe, La., DuPree is a top performer with the Cowboys' basketball team during the winter months.



Jim Eidson • 76

TACKLE • **MISSISSIPPI STATE** • **2nd YEAR**
HT: 6-3 • **WT: 255** • **BORN: 5/10/54** • **(D-2B FOR '76)**

PRO: Though he missed all of 1977 with a knee injury, Cowboys' coaches remain high on tackle Jim Eidson, who Asst. Head Coach Jim Myers terms "one of those guys who is a big 6'3" and a big 250 pounds." Eidson went through a difficult summer in '77, suffering a neck injury in a one-on-one camp drill that limited his training camp activity. Then, after working at tackle and guard during pre-season, he injured his knee in an August game at Houston, an injury that eventually had to be corrected by surgery and put Eidson on injured reserve for the year. "Eidson is a good, young player who we'll look at as a tackle this year," reported Landry. "We're trying to develop better backup strength along the offensive line so he's a key guy for that need." Eidson has pronounced himself fit and chomping at the bit to begin '78, "I was back from the knee injury operation and ready to go by mid-season last year. The knee's in top condition now and I'm anxious to get back into action."

COLLEGE: Once Eidson shifted from defense to offense at Mississippi State, he helped his team set 45 school offensive records in 22 games while running the veer attack. State's MVP as a senior, Eidson was All-Southeastern Conference that year and earned several All-America notices. He played in the 1975 Shine Bowl game.

PERSONAL: Eidson (pronounced ED-son) owns a 170-acre farm in Danville, Ala., where he returns during the off-season. A bachelor, Jim majored in Agriculture in college. A three-sport athlete in high school, Eidson was born in Anderson, S. C., and grew up in Hartselle, Ala.



John Fitzgerald • 62



CENTER • BOSTON COLLEGE • 8th YEAR
HT: 6-5 • WT: 260 • BORN: 4/16/48 • (D-4 FOR '70)

PRO: When John Fitzgerald became the Cowboys' starting center five years ago, little did he know that he would become perhaps the most recognized center in pro football. Something called the "spread" by Tom Landry and known as the "shotgun" to football fans throughout the country made Fitzgerald immediately recognizable. Since T formation centers already have a burden snapping the ball with defensive linemen able to catch them going backwards on the center's delivery, Fitzgerald can list other woes that now accompany centering for the Cowboys. In addition to snapping the ball back seven yards for the spread, Landry's variation of the old single wing snap, Fitz is responsible for handling the now-vogue "nose tackles," those behemoths who line up on the center's helmet in three-man defensive fronts. Says Fitz about the former, "Knock on wood, I have the spread snap down pat now. It's a grooved action with timing being the most important thing, next to laying the ball into the quarterback's hands." About the latter, he adds: "The nose tackles put you in a tough situation since they hit you before you can get your momentum up. But I feel the defensive lineman and the center have the same timing. I know the snap count, and they don't. If they have an advantage, it's that they're off as soon as the ball moves." For a converted defensive lineman, Fitzgerald has done well. He's not only mastered the snapping techniques required on the Cowboys, but he's become accomplished both as a blocker for the pass and running game. "John knows what's expected of him and he works tirelessly at his task," says Asst. Head Coach Jim Myers. Fitzgerald played in pain a year ago, first suffering a knee injury and later an ankle sprain. Still, he missed just two regular season games, and even though he re-injured the knee in practice in mid-December, he played throughout the playoffs. Off-season surgery corrected the knee problem.

COLLEGE: Fitzgerald came to the Cowboys after receiving a strong recommendation from Defensive Coordinator Ernie Stautner, who like Fitz played collegiately at Boston College. Fitzgerald was a four-year starter at defensive tackle for BC.

PERSONAL: Along with Pat Donovan and Tom Rafferty, Fitzgerald is a member and chairman of the Cowboys "Iro-American Club," composed of starting offensive linemen with Irish heritage. "Fitz is a true Irishman," reports Donovan. "He's a Boston, Catholic Irishman who named his sons Brendon (1/25/73), Patrick (12/18/76) and Timothy (12/21/77)." John and Sue Fitzgerald — and sons — live in Richardson. John works as a salesman for Sewell Village Cadillac during the off-season. Originally from Southbridge, Mass., he is active in Big Brothers and the March of Dimes and is an avid golfer.

FITZGERALD'S COWBOYS RECORDS

Opponents' Fumble Recoveries

Year	No.	Yds.	Avg.	Long	TD
1973	1	0	0.0	0	0



Andy Frederick • 71

TACKLE • NEW MEXICO • 2nd YEAR
HT: 6-6 • WT: 255 • BORN: 7/25/54 • (D-5 FOR '77)

PRO: Andy Frederick is the latest Dallas Cowboys assembly line model who has made the switch from college defensive lineman to pro offensive lineman. Even though his game action was mostly limited to the special teams in '77, Frederick was cast into a key role with the club, one that exerted extra pressure on the rookie tackle each week. Once Blaine Nye retired during training camp and Rayfield Wright and Jim Eidson were lost to knee surgery, Pat Donovan and Ralph Neely became the only experienced tackles remaining on the roster. And with Neely having to play each week on a bad knee, Frederick was on the spot to provide ample relief at left tackle, after having worked at right tackle during training camp. "Switching back and forth from right to left tackle is not that a big a deal," said Frederick. "The footwork is different, but it's different coming from defense to offense too. Once I got it down, everything was all right." With Donovan expected to switch to the left side to replace the retired Neely, Frederick again becomes a key man. "Frederick has a lot of physical ability and showed some good moments last year," said Tom Landry. "He's tall with a big frame and should continue to improve."

COLLEGE: A defensive tackle at the University of New Mexico, Frederick played in the 1976 East-West Shrine Bowl game. He had been selected the previous November by ABC as the top player in a regional television contest against Brigham Young, even though New Mexico lost the game by two touchdowns.

PERSONAL: Andy is a native of Westchester, Ill., near Chicago, and migrated to New Mexico for college football. He majored in Business Administration there, and returned to Albuquerque to live during the past off-season.



Bill Gregory • 77

DEFENSIVE TACKLE • WISCONSIN • 8th YEAR
HT: 6-5 • WT: 255 • BORN: 12/14/49 • (D-3 FOR '71)

PRO: Veteran defensive tackle Bill Gregory was expected to challenge Jethro Pugh for the starting job at strongside tackle this season after switching to that position in 1977. Gregory was off to his best start a year ago, according to Defensive Coordinator Ernie Stautner, before a knee injury in a pre-season game at Houston knocked him out of action for a couple of games and limited his play for several contests thereafter. The knee injury was finally corrected by off-season surgery. Gregory has played both defensive tackle spots for the

GREGORY, Cont.


Cowboys, alternating as the starter at the weakside with Larry Cole in 1975 and '76. When Randy White moved in as the starter there last year, Gregory became Pugh's alternate and now looms as the heir apparent starter at that position. "I want to be an established starter, that's what I've been striving for ever since I came to the Cowboys," says Gregory. "Bill is very experienced and has played well for a number of years," says Tom Landry. "Along with Larry Cole, he gives us excellent depth in the defensive line. When they step in, we don't lose much in performance because there's little difference between Bill and Larry and the starters." Gregory was used to spell Pugh extensively in the second half of last season because, according to Stautner, "he gives us more movement when he's in there, plays that spot with aggression when we need it." Bill started the final two games of the '77 regular season against San Francisco and Denver because of a Pugh back injury. Known as "Still Bill" to his teammates, he totaled 36 tackles, had three quarterback traps and recovered a fumble in the Bears' playoff game.

COLLEGE: An All-Big Ten selection as a senior, Bill captained the Wisconsin Badgers both his junior and senior seasons.

PERSONAL: Born in Galveston, Tex., Bill grew up in LaMarque, Tex. He is continuing work on his master's degree in Business Administration during the off-season at the University of Dallas while his wife, Bonnie, is studying to be a registered nurse at El Centro Community Colleges. The Gregorys, and son Billy (3/3/73), live in Dallas year-'round.

GREGORY'S COWBOYS RECORDS

Opponents' Fumble Recoveries					Pass Interceptions				
Year	No.	Yds.	Avg.	Long TD	Year	No.	Yds.	Avg.	Long TD
1975	1	0	0.0	0 0	1975	1	3	3.0	3 0



BOB BREUNIG, BILL GREGORY AND CHARLIE WATERS SACK THE EAGLES' RON JAWORSKI.



Cliff Harris • 43

SAFETY • OUACHITA BAPTIST • 9th YEAR
HT: 6-1 • WT: 192 • BORN: 11/12/48 • (FA FOR '70)

PRO: Cliff Harris is acclaimed as the top free safety in pro football (1977 was his third consecutive All-Pro season) not so much because he's an extremely aggressive football player — which he is — or because he's considered one of the game's smartest defensive backs — which he also is — but more because of his year-in, year-out consistency. For example, two years ago Harris led the Cowboys in total tackles with 118 and was second on the team in interceptions with three. Last year he was second on the team in tackles with 117 and led the club in interceptions with five. "He always makes as many tackles as any player on our team," says Tom Landry, the coach who understates Harris when he says, "He's also a very aggressive player." Cliff says he uses aggressiveness "to help us win, and to make me play better." Reports O. J. Simpson, "The way Cliff Harris hits you on a football field is a nightmare." When asked to play more "centerfield" against certain opponents, Harris has proven adept at that role too with 23 career interceptions and 12 fumble recoveries. A starter since the first game of his rookie season, Harris has been a member of the NFC Pro Bowl squad the past four years. "Harris has incredible desire and intensity," says Secondary Coach Gene Stallings. "He drives himself to be the best performer on the field in every game he plays." Along with Charlie Waters, Harris took more of a leadership role in the Cowboys' Super Bowl XII championship year in 1977. He relished the role, taking great pride in the development of four new defensive starters — Aaron Kyle, Bob Breunig, Thomas Henderson and Randy White. "Listen, those guys did great, the way they stepped in there and played," said Cliff. Concludes Harold Carmichael of the Eagles, "Harris is just one helluva free safety."

COLLEGE: Possibly the best-known small college free agent All-Pro
 (Continued on next page)

HARRIS' COWBOYS RECORDS

Pass Interceptions					Opponents' Fumble Recoveries				
Year	No.	Yds.	Avg.	Long TD	Year	No.	Yds.	Avg.	Long TD
1970	2	66	33.0	60 0	1970	3	31	10.3	31 0
1971	2	0	0.0	0 0	1971	3	-6	-2.0	-6 0
1972	3	40	13.3	23 0	1972	2	13	6.5	13 0
1973	2	9	4.5	5 0	1973	2	36	18.0	19 0
1974	3	8	2.7	8 0	1975	2	0	0.0	0 0
1975	3	58	19.3	27 1	TOTALS	12	74	6.1	31 0
1976	3	32	10.7	29 0					
1977	5	7	1.4	7 0					
TOTALS	23	220	9.6	60 1					

Punt Returns					Kickoff Returns				
Year	No.	Yds.	Avg.	Long TD	Year	No.	Yds.	Avg.	Long TD
1971	17	129	7.6	35 0	1970	1	22	22.0	22 0
1972	19	78	4.1	21 0	1971	29	823	28.4	77 0
1973	3	20	6.7	12 0	1972	26	615	23.7	44 0
1974	26	193	7.4	19 0	1973	6	148	24.7	33 0
1977	1	-2	-2.0	-2 0	1974	1	14	14.0	14 0
TOTALS	66	418	6.3	35 0	TOTALS	63	1622	25.7	77 0

HARRIS, Cont.

in the NFL today, Harris played at Ouachita (pronounced WATCH-e-taw) Baptist University in Arkadelphia, Ark. During the past off-season, Harris was inducted into the N.A.I.A. Hall of Fame in Kansas City.

PERSONAL: A native of Fayetteville, Ark., Harris calls himself "a nature lover" and is active with the Texas Committee for Natural Resources and works with environmentalists in Arkansas. As a businessman, Cliff has an "On Your Mark" shoe store in nearby Hurst.

Mike Hegman • 58



LINEBACKER • TENNESSEE STATE • 3rd YEAR
HT: 6-1 • WT: 225 • BORN: 1/17/53 • (D-7 FOR '75)

PRO: While D. D. Lewis was having his best season at weakside linebacker a year ago and Bob Breunig was establishing himself as a top young middle linebacker, and at the same time Thomas Henderson was taking charge at strongside linebacker, young Mike Hegman was quietly making a name for HIMSELF as a top backup performer. Starting his third year with the Cowboys, Hegman entered training camp this year in hot pursuit of a starting job. "I would never rule out the possibility of Mike becoming a starter," says Cowboys' Linebacker Coach Jerry Tubbs. "He has the kind of natural reaction to the ball that a few gifted players are blessed with." Hegman started one game in '77, when Lewis was unable to open against the Lions because of illness, leading the club in tackles that day with seven, intercepting a pass and being presented a game ball afterwards as the top defensive performer in a 37-0 win. Considered one of Special Teams Coach Mike Ditka's top performers, Hegman was praised by fellow linebacker Henderson following a particularly good performance against the Redskins: "Michael is one of those guys who can put your chin in your pocket when he hits you." Says Hegman, "We have an outstanding special team and being a part of it is better than not playing, but my immediate goal is to start. It's tough waiting for your chance to start with all the good linebackers around here. But last year was a lot more enjoyable than my rookie season. I was able to concentrate more on learning my positions because I spent less time worrying about making the team."

COLLEGE: Hegman enrolled at Alabama A&M originally, then transferred to Tennessee State, where he was overshadowed for the most part by more renowned teammates, including Too Tall Jones and current San Francisco 49er Cleveland Elam. The middle linebacker on the Tigers' 10-0 1973 team and leading tackler on the '74 club, Mike played in the 1975 Senior Bowl, drawing rave notices from pro scouts.

PERSONAL: A native of Memphis, Mike and his wife Marianne live year-around in Dallas and have a daughter Mikia (8/22/76).

HEGMAN'S COWBOYS RECORDS

Year	Pass Interceptions			
	No.	Yds.	Avg.	Long TD
1977	1	0	0.0	0 0



Thomas Henderson • 56

LINEBACKER • LANGSTON • 4th YEAR
HT: 6-2 • WT: 220 • BORN: 3/1/53 • (D-1B FOR '75)

PRO: Linebacker Thomas (Hollywood) Henderson is one of the few triple threat defensive players in professional football. Master of the crossbar slam dunk ("Yes, I introduced that to the NFL as a rookie," he says.), Henderson has during his still-budding career raised havoc with the opposition by: 1. running back an interception 79 yards for a touchdown (and adding the coup de grace slam dunk); 2. returning a reverse handoff on a kickoff 97 yards for a touchdown, with dunk; 3. pouncing on fumbles and blocking punts. Thomas moved in as the starter at strongside linebacker in '77 training camp when Randy White went to tackle. He turned in a season that included 53 tackles, 39 assisted tackles, three interceptions, two fumble recoveries, one quarterback trap and one kickoff return. He also had a team-leading seven tackles in Super Bowl XII, capping a strong finish that had him on the UPI All-NFL second team and bordering on stardom. "I was confident I could do the job, I'm long on confidence," says Henderson.

COLLEGE: A two-time Little All-America selection for Langston, Henderson was a defensive end in college. The 18th player taken in the 1975 draft, he also starred in track. Langston won just one football game Thomas' senior year, but he still was the first collegian drafted from Oklahoma colleges that year.

PERSONAL: A bachelor, Henderson traveled extensively during the off-season making appearances and playing with the Cowboys basketball team, the Hoopsters. He returned to Langston for a banquet in his honor during the spring. Thomas originally is from Austin, Tex., and moved to Oklahoma City during his high school years.

HENDERSON'S COWBOYS RECORDS

Opponents' Fumble Recoveries					Kickoff Returns				
Year	No.	Yds.	Avg.	Long TD	Year	No.	Yds.	Avg.	Long TD
1975	1	0	0.0	0 0	1975	4	130	32.5	97 1
1977	2	0	0.0	0 0	1976	0*	L12	L12	12 1
TOTALS	3	0	0.0	0 0	1977	1	8	8.0	8 0
Pass Interceptions					TOTALS	5	150	30.0	97 1
Year	No.	Yds.	Avg.	Long TD	*Return following lateral				
1977	3	79	26.3	79 1					



Efren Herrera • 1

KICKER • UCLA • 4th YEAR
HT: 5-9 • WT: 190 • BORN: 7/30/51 • (FA FOR '74)

PRO: Efren Herrera set a goal in 1977 to be named to the Pro Bowl as the top place kicker in the NFC and ended the year being selected consensus All-Pro. Herrera had put together a brilliant

HERRERA, Cont.

year in 1976 with 18 of 23 field goals and 34 PATs without a miss, but was overlooked in post-season honors, something he privately set out to rectify. "I would be less than honest if I didn't tell you I was very happy to be chosen All-Pro in 1977," says Herrera. "I thought I should have been there the year before." Herrera's '77 statistics included 18 of 29 field goals with six of 11 from the 40 to 49-yard lines and a career-long 52-yard field goal against the Redskins. He kicked six more field goals in nine attempts in the playoffs, including three of three against the Bears 48 hours after suffering a twisted knee in practice that had him listed as a questionable performer at game time. Herrera also led the team in scoring with 93 points, tops among NFC kickers, and set personal highs for number of field goals and PATs. Holder of the top career field goal percentage in Cowboys' history (.677), he converted 82 consecutive extra points in his career until missing in an Eagles game last year. His first-ever inside-the-30-yard-line field goal miss came in the opener at Minnesota, although he came back in the next seven games to kick three field goals in three different contests and two field goals in two others. An all-around athlete, Herrera also helps out with the tackling on the kickoff team and has mastered the "pooch" kick, which is a punt from field goal formation. "He's a competitor, always working," explains Tom Landry, Herrera was the first kicker drafted in the 1974 draft — by Detroit, who cut him late in pre-season that year. He kicked for the Cowboys the last 11 games of '74 after Dallas picked him up as a free agent because of an injury to Toni Fritsch. Herrera missed 1975 with a knee injury that required surgery, then came back in '76 to win the job for good.

COLLEGE: UCLA's leading scorer and top place kicker in the NCAA in 1973, Efen (pronounced a-FREN) hit 24 of 47 field goals in his three-year college career. He also played soccer for the Bruins.

PERSONAL: Born and raised in La Experiencia, Mexico, near Guadalajara, Efen moved to the Los Angeles area at age 16 in 1967. He and his wife Suzy live north of Dallas where Efen is an active public speaker. Herrera was honored last year by fellow Mexican-Americans in Washington, D. C., and by the Dallas-Fort Worth Spanish-Speaking Program Council, who held an appreciation banquet in his honor.

HERRERA'S COWBOYS RECORDS

Year	Scoring				Year	Punting				
	TD	PAT	FG	Pts.		No.	Yds.	Avg.	Long	Blk.
1974	0	33-33	8-13	57	1976	2	49	24.5	27	0
1976	0	34-34	18-23	88	1977	2	44	22.0	28	0
1977	0	39-41	18-29	93	TOTALS	4	93	23.3	28	0
TOTALS	0	106-108	44-65	238						

Tony Hill • 80

WIDE RECEIVER • STANFORD • 2nd YEAR
HT: 6-2 • WT: 198 • BORN: 6/23/56 • (D-3A FOR '77)

PRO: From the first rookie scrimmage when he caught three passes for 101 yards against San Diego Chargers rookies, projections have been made about Tony Hill's future stardom with the



HILL, Cont.

Dallas Cowboys. The self-assured Hill, Dallas' youngest player a year ago, is confident he can play when his chance comes to be a starter. "Confidence is a major part of my game," reports Hill. "I'm behind a super player in Drew Pearson but I can make a super contribution if given the chance to play." Receiver Coach Mike Ditka likes Hill's attitude: "I would say there's no lack of confidence in Tony Hill. None. But I like a guy who can back it up with action . . . and he can." Tom Landry also lists Hill as promising: "I believe he has as much potential as any receiver I've seen with the Cowboys. Tony has a great knack for going for the ball, which you can't teach. He just has that feel. His speed is good and he's a very loose player, relaxed. I think he could make great strides this season, and if he does, we'll be a better team for it." Hill caught three passes in limited 1977 pre-season action and two during the regular season, subbing for Pearson. He also took over the team's punt return duties late in the year, running back 10 for an average of 12.4 yards per return, which was high among NFC punt return specialists who had 10 or more runbacks. The Cowboys were able to select Hill on the third round of the 1977 draft because of a 1975 trade with Philadelphia that sent John Niland to the Eagles.

COLLEGE: Hill set all of Stanford's career pass catching records, despite missing some of his senior season with an ankle injury. He caught 140 passes in four years for 2,225 yards and 18 touchdowns, including 55 receptions for 916 yards in 1975.

PERSONAL: Tony attended Long Beach Polytechnic High School, where he broke Gene Washington's (now with the 49ers) pass receiving records, a feat he duplicated at Stanford. Called "Thrill" by his teammates, Tony returned to his home in Long Beach during the off-season. His long-range ambition is to become a lawyer.

HILL'S COWBOYS RECORDS

Year	Receiving				Year	Punt Returns			
	No.	Yds.	Avg.	Long TD		No.	Yds.	Avg.	Long TD
1977	2	21	10.5	12 0	1977	10	124	12.4	29 0

Year	Kickoff Returns			
	No.	Yds.	Avg.	Long TD
1977	3	64	21.3	29 0



Randy Hughes • 42

SAFETY • OKLAHOMA • 4th YEAR
HT: 6-4 • WT: 207 • BORN: 4/3/53 • (D-4B FOR '75)

PRO: One veteran NFL official termed Randy Hughes' performance in Super Bowl XII last January 15 "remarkable," but Cowboys Secondary Coach Gene Stallings was not the least bit surprised. "I've said all along that I'm not just working with the two best safeties in pro football in Cliff Harris and Charlie Waters, but the three best because Randy Hughes is here too." After being named Oklahoma's high school player of the year in 1970 and an All-America on two undefeated teams at the University of Oklahoma, Hughes labored in unfamiliar obscurity his first three seasons in Dallas, despite consistent praise from Tom Landry and the rest of the Cowboys' coaching staff.

HUGHES, Cont.

Then came Super Bowl XII and Hughes, always an opportunistic player with four career fumble recoveries and five career interceptions in little action other than special defenses, came to the fore. He intercepted a first quarter pass to set up Dallas' initial touchdown, then recovered two first half fumbles, returning the first 19 yards to the Denver 27-yard line and the second two yards to the Broncos' 28. "Personally, I thought I should have been the Most Valuable Player in the game," said Hughes, and there were many who agreed. Added Landry, "Randy could make most starting defensive teams in the NFL at either safety. He's an excellent player, a good athlete who performed super in the Super Bowl and also did a tremendous job throughout the season. With Randy in the backup role, our safety positions are our strongest spots."

COLLEGE: Randy was named All-Big Eight his junior and senior seasons at Oklahoma, earning consensus All-America honors in '74. He intercepted 14 passes during his career. Hughes also received numerous scholar-athlete awards, including Academic All-America.

PERSONAL: With a degree in Finance and Real Estate, Hughes went into the home building business in Richardson during the '77 season. With the business titled Todd and Hughes, Randy and his wife Margo relocated in Dallas year-around after two years in Tulsa, Ok., where Randy previously worked for an apartment building company. The Hughes also moved into their own new home in Richardson, one Randy designed. Margo has her degree in Early Childhood Education.

HUGHES' COWBOYS RECORDS

Pass Interceptions					Opponents' Fumble Recoveries				
Year	No.	Yds.	Avg.	Long TD	Year	No.	Yds.	Avg.	Long TD
1975	2	33	16.5	33 1	1975	2	0	0.0	0 0
1976	1	0	0.0	0 0	1976	2	0	0.0	0 0
1977	2	19	9.5	11 0	TOTALS	4	0	0.0	0 0
TOTALS	5	52	10.4	33 1					

VETERANS PRONUNCIATION GUIDE

Bob Breunig (**BREW-nig**)
Glenn Carano (**ka-RAH-no**)
Tony Dorsett (**dor-SETT**)
Billy Joe DuPree (**dew-PREE**)
Jim Eidson (**ED-son**)
Efren (**a-FREN**) Herrera
Bruce Huther (**HUH-thur**)
Jay Saldi (**SAL-dee**)
Greg Schaum (**SHAHM**)
Roger Staubach (**STAH-bock**)



Bruce Huther • 57

LINEBACKER • NEW HAMPSHIRE • 2nd YEAR
HT: 6-1 • WT: 220 • BORN: 7/23/54 • (FA FOR '77)

PRO: When Bruce Huther pounced on a Denver Bronco fumble as a member of the Cowboys' punt coverage team, one of eight turnovers for the Broncos in Super Bowl XII, the young

free agent linebacker from New Hampshire attained instant, nationwide recognition. For Huther, it was the culmination of a year of rising from obscurity as an inside linebacker in a 4-4 defense at a Yankee Conference school of 10,000 students to backing up Bob Breunig at middle linebacker in the Super Bowl. Huther was the longest of the long shots who made the Cowboys in 1977. He played sparingly outside of special teams action, having actually made the club with a top performance against Miami in a pre-season game Breunig had to sit out with an injury. Huther made nine tackles against the Dolphins and batted down a pass. He said after the contest: "I was a little nervous when I found out I was starting, which was just before the game. But after going through training camp, I was kind of anxious to get my chance. I was really happy when Coach Landry told me I was playing. I felt like I was representing the entire state of New Hampshire and the Yankee Conference in trying to prove I can play in the NFL." Landry assessed Huther's contributions during the off-season: "Bruce is a young player who made our team through determination. He has plenty of that. The off-season program is important for him, but I'm sure he'll go all out in that area too. This year will determine a lot about his future."

COLLEGE: A Kodak honorable mention Little All-America selection as a senior, Huther led New Hampshire to a pair of Yankee Conference championships in 1975 and '76, leading the team in tackles both years. He also performed in a spot role at fullback during his college career.

PERSONAL: Huther (rhymes with brother) is a native of Haledon, N. J., and majored in Zoology in college. A bachelor, he spent the off-season studying at the University of California.



Butch Johnson • 86

WIDE RECEIVER • UC-RIVERSIDE • 3rd YEAR
HT: 6-1 • WT: 192 • BORN: 5/28/54 • (D-3C FOR '76)

PRO: One catch does not make a season but a certain reception for Butch Johnson in Super Bowl XII last January did plenty to boost the heretofore little-known wide receiver into national

prominence. Johnson spent the 1977 season alternating as a messenger split end with Golden Richards. In limited opportunities, he caught 12 passes for an average of 11.3 yards per reception during the regular season. Butch also returned a club record 50 punts for 8.5 yards per

JOHNSON, Cont.

runback and returned a team-leading 22 kickoffs. But it was Johnson's leaping, fully-extended snag for a touchdown from Roger Staubach in the third quarter of the Super Bowl that gained for him instant notoriety. Hailed as a classic in Super Bowl annals, the catch was made despite a broken thumb Butch suffered earlier in the game. "It was a remarkable play by Butch," said Roger Staubach afterwards. "But then, he always makes the tough catch, like the TD pass he caught with one hand at San Francisco this year." Butch's solid performance in 1977 was due to more playing time, according to the young receiver. "To hold a position, you have to know it and playing more enabled me to know my position very well," says Johnson. "My recognition is better, and I'm more confident." Says Tom Landry, "Butch is young and will continue to improve as he goes along. He's one of our top competitors."

COLLEGE: As a senior at Cal-Riverside, Johnson led the nation in receptions, catching 67 passes for 1,027 yards in just eight games. He caught 139 passes and scored 17 touchdowns in his career. His team's MVP and an All-American selection in 1975, Butch also was a pole vaulter on the track team.

PERSONAL: Johnson's real name is Mikel and he's a second cousin to Senator Edward Brooks, whom he visited for the first time in eight years this past off-season. Butch majored in Psychology and Political Science in college and aspires to enter politics on a local level following his playing days. A newlywed, Butch and his bride, Julie, purchased a home near the suburb of Plano.

JOHNSON'S COWBOYS RECORDS

Receiving					Punt Returns				
Year	No.	Yds.	Avg.	Long TD	Year	No.	Yds.	Avg.	Long TD
1976	5	84	16.8	43 2	1976	45	489	10.9	55 0
1977	12	135	11.3	22 1	1977	50	423	8.5	38 0
TOTALS	17	219	12.9	43 3	TOTALS	95	912	9.6	55 0

Kickoff Returns					Rushing				
Year	No.	Yds.	Avg.	Long TD	Year	Att.	Yds.	Avg.	Long TD
1976	28	693	24.8	74 0	1977	1	-3	-3.0	- 0
1977	22	536	24.4	64 0					
TOTALS	50	1229	24.6	74 0					

"THE YEAR THE CLOCK STRUCK XII"

The Dallas Cowboys 1977 highlight film, "The Year the Clock Struck XII," is available free of charge to groups wishing to show it. The 30-minute, 16mm sound and color movie, which traces the Cowboys '77 season from training camp to Super Bowl XII in New Orleans' Superdome, is sponsored by Braniff International and produced by NFL Films. It is narrated by John Facenda. To reserve a copy of the film, call Braniff at 214/747-9051 or the Cowboys Executive Offices at 214/369-8000.



Ed Jones • 72

DEFENSIVE END • TENNESSEE STATE • 5th YEAR
HT: 6-9 • WT: 270 • BORN: 2/23/51 • (D-1A FOR '74)

PRO: With spectacular performances over three consecutive games—the divisional playoff vs. the Bears, the NFC championship vs. the Vikings and Super Bowl XII vs. the Broncos—Ed

(Too Tall) Jones gained sweeping recognition and probably came of age late in the '77 season. His sudden and awesome play on national television in the three playoff contests capped a season in which Tom Landry and Defensive Coordinator Ernie Stautner time and again told the press of the excellent season Ed Jones was having in 1977. Simply put, Jones' regular season performance had been overshadowed. "With the kind of seasons Harvey Martin and Randy White are having, it's unfair to make a comparison of their performances with the one turned in by Ed Jones," said Landry after 14 regular season games. "Playing the strongside defensive end as Ed does, he has more responsibility against the run first, and he's played the run extremely well." But Jones' six quarterback traps during the season were pale in comparison to Martin's 23 and White's 12. Furthermore, Martin and White were usually in the vicinity when Jones registered a trap. Since trapping the quarterback gets publicity, Jones — for the most part — became overlooked. "I tell you, I wish I had my techniques down as well as Ed does," defended Martin just prior to the playoffs. But when post-season play began, Too Tall needed no explanations in his behalf. To wit: In the Bears game Jones had six tackles, a trap and a batted-down pass. Against the Vikings, he had 12 tackles, one trap and forced two first half fumbles with thundering tackles, the first change of possession resulting in a Dallas touchdown. And in Super Bowl XII, he had five tackles, a tipped pass and a near interception while teaming with Martin and White to continually harass Denver quarterbacks into turnovers. "I think we rattled them," Jones understated afterwards. "I was confident we would win and I would play well." According to Stautner, "Ed was exceptional in the playoffs, and I was happy everyone noticed." Jones moved from weakside to strongside defensive end his second year with the Cowboys, trading places in the line with Martin.

COLLEGE: Following just one year of high school football, Too Tall enrolled at Tennessee State where he played football and basketball, foregoing the latter sport his junior and senior years. Dubbed "Too Tall" by a college teammate, he earned All-America grid honors his last two seasons in school.

PERSONAL: While again teaming with his brother Clifford in their hometown of Jackson, Tenn. to handle the business of Too Tall's Inc., an
 (Continued on next page)

JONES' COWBOYS RECORDS

Opponents' Fumble Recoveries					Pass Interceptions				
Year	No.	Yds.	Avg.	Long TD	Year	No.	Yds.	Avg.	Long TD
1975	1	0	0.0	0 0	1975	1	2	2.0	2 0
1976	1	0	0.0	0 0					
TOTALS	2	0	0.0	0 0					

JONES, Cont.

entertainment agency that books musical performers, Ed hot-footed it through the off-season making a movie with Ernest Borgnine and Elke Sommers (and Denver's Lyle Alzado), doing numerous endorsement advertisements, and playing basketball with the Cowboys off-season team. "He's a big hit on the team," says Coach Drew Pearson. "People really come out to see him sweep the backboards."

Aaron Kyle • 25

CORNERBACK • WYOMING • 3rd YEAR
HT: 5-10 • WT: 185 • BORN: 4/6/54 • (D-1 FOR '76)

PRO: The Cowboys didn't have to wait long for Aaron Kyle to develop enough to move into the starting lineup. The only cornerback Dallas has ever drafted on the first round became a starter at right cornerback in 1977 after an outstanding training camp working at the left corner. "Moving from left to right cornerback was mostly a matter of getting my footwork down pat," Kyle reported. Kyle had to play most of the season with an added burden because of a wrist fracture he suffered in the season's fifth game against Washington. He then missed four games as a starter because of a heavy cast on his injured right arm, but continued playing on special teams. "It was okay as long as I didn't get it hit," Kyle related. "Aaron had an up-and-down year," said Tom Landry. "He started out real well, playing exceptionally, but then came the fractured wrist and when he returned to the lineup, he had difficulties. But in the playoffs he was a real plus. He'll come back with confidence this year because of the experience he gained and I think he'll play even better." Says Aaron, "I have learned a lot in a short time. But I know enough to realize how much more I have to learn. Your experiences out on the field enable you to learn. The biggest adjustment has been the different styles receivers have — one week it'll be a speed burner, the next week a move man, the next week a strider. But the more I played, the more confidence I gained." Kyle capped the season in fine fashion, racking up three tackles in Super Bowl XII (including a key trap on a run from punt formation), intercepting a pass and recovering a fumble to set up the game-clinching touchdown.

COLLEGE Wyoming's top defensive player his junior and senior years, Kyle was an All-WAC selection and played in the 1975 East-West Shrine Bowl game. He was a team co-captain as a senior.

PERSONAL: A Detroit native, Aaron put his journalism degree to work during the past off-season, working at the suburban Garland Daily News. He wrote news and sports for a chain of Metroplex newspapers and will continue as a columnist during football season. He and his wife Judy moved into a new home in Plano, northeast of Dallas, last year.



KYLE'S COWBOYS RECORDS

Year	Interceptions			Long	TD
	No.	Yds.	Avg.		
1977	1	9	9.0	9	0



Scott Laidlaw • 35

RUNNING BACK • STANFORD • 4th YEAR
HT: 6-0 • WT: 205 • BORN: 2/17/53 • (D-14 FOR '75)

PRO Steady Scott Laidlaw enters the 1978 season looking for an injury-free year. "He was down mentally and physically for a while last year," reported Offensive Coordinator Dan Reeves, "but came back to help us quite a bit the second half of the season." Laidlaw, who has had two knee operations and badly bruised ribs (that caused him to miss some games) since coming to the Cowboys as a 14th-round draft choice in 1975, suffered a hamstring pull in training camp a year ago, which limited his pre-season action and kept him from seriously competing for the starting fullback job with Robert Newhouse. Scott caught just five passes and carried the football nine times in '77 as Tom Landry mostly used the versatile back in passing situations in place of Newhouse. "I think Scott is a very capable player," said Landry. "He's been injured quite a bit, and has never been able to play over a long period of time because of his injuries. But he's a good spot player, a very good receiver, and a smart performer who does a good job at fullback." Laidlaw prepares for every game with the intensity of a starter: "You just have to be prepared to play," he says. "If Newhouse gets hurt, I'd be going in. So I'm always ready to play."

COLLEGE: Playing in a pro-set offense at Stanford helped prepare Scott for professional football. He rushed for 1,300 yards his final two varsity seasons and not only was a good blocker but averaged 40 pass receptions his junior and senior years.

PERSONAL: Scott and his wife Michele live in nearby Plano, Tx., where they are self-professed "animal lovers" (four dogs and two horses). A Los Angeles area native (Hawthorne, Calif.), Scott studied Architecture at Stanford. He works for Rockwell, Collins Industries during the off-season.

LIDLAW'S COWBOYS RECORDS

Year	Rushing				Receiving			
	Att.	Yds.	Avg.	Long TD	Year	No.	Yds.	Avg. Long TD
1975	3	10	3.3	10 0	1975	11	100	9.1 25 0
1976	94	424	4.5	28 3	1976	38	325	8.6 26 1
1977	9	15	1.7	8 0	1977	5	60	12.0 18 1
TOTALS	106	449	4.2	28 3	TOTALS	54	485	9.0 26 2



Burton Lawless • 66

GUARD • FLORIDA • 4th YEAR
HT: 6-4 • WT: 255 • BORN: 11/1/53 • (D-2 FOR '75)

PRO: After starting at left guard for the Cowboys as a rookie in 1975 and alternating at that spot with Herbert Scott as a messenger in 1976, Burton Lawless found himself in a backup

LAWLESS, Cont.

role for much of '77. He started six games because of injuries to Scott and John Fitzgerald, opening four contests at left guard and two at right. "It doesn't make any difference which side I play on," said Lawless, who was moved to right guard in training camp last summer to replace retired Blaine Nye, but lost that spot to Tom Rafferty the week of the regular season opener at Minnesota. Endeavoring this year to improve the Cowboys' offensive line depth, Tom Landry has listed Lawless as a key player: "Burton is a good, young player going into his fourth year. We're counting on Burton and other young linemen to come along and improve our depth at center, guard and tackle." Also an experienced special teams man, Lawless was listed as the Cowboys' second right guard behind Rafferty as training camp opened for '77. As the lone starting member of 12 rookies who made the Cowboys in '75, Lawless now is seeking to regain the form that earned him All-Rookie honors on the UPI and Pro Football Writers' teams that year.

COLLEGE: Rated the best pulling guard in the draft in '75 by Cowboys' scouts, Lawless was All-Southeastern Conference and All-America after switching from tight end to guard at Florida.

PERSONAL: Burton and his wife Sarah live in Farmers Branch, northwest of Dallas. Both are native Floridians and attended the University of Florida, where they met in 1974 and were married just prior to training camp in 1977. Burton's degree is in Physical Education and Sarah's in Pre-Med. She has since earned a master's degree as a nutritionist. They opened Lawless' Frozen Seafood, a wholesale distributorship, during the off-season.



TOO TALL JONES HITS CRAIG MORTON IN SUPER BOWL XII.



D. D. Lewis • 50

LINEBACKER • MISSISSIPPI STATE • 10th YEAR
HT: 6-1 • WT: 215 • BORN: 10/16/45 • (D-6 FOR '68)

PRO: The comment came with the usual Tom Landry aplomb, quietly, but with convincing assurance: "D. D. Lewis had his best year for us and should have been All-Pro." Landry didn't say

that Lewis should have made the Pro Bowl squad, mind you — which D. D. did not — nor did he say he should have been at least All-NFC on a wire service poll, which he also was not. All-Pro, according to Landry. D. D. Lewis, the unsung weakside linebacker who set up residence at that position six years ago after four years as an under-study and special teams star, received high praise for his play last year. Also from Landry on Lewis' 1977 performance: "D. D. was probably overlooked for honors because he's been at his position for a long time and it's easy for voters to overlook the veteran who improves and has a great year in favor of an upcoming player who also has a good year. Still, he performed at a very high level from training camp right through the Super Bowl." Lewis set out at the end of the '76 season to better prepare himself through additional off-season conditioning. "I wanted to prolong my career and I'd seen others play longer through strenuous off-season conditioning work and weight lifting," Lewis explained. "Plus there again was a group of good, young linebackers coming to camp looking to take my spot. Now I've worked twice as hard for this season since I know the additional effort pays off." Lewis had 46 tackles a year ago, 26 assisted tackles, a forced quarterback trap, an interception and a fumble recovery. His stellar playoff performance included a pass interception and fumble recovery against the Bears and five tackles and a quarterback trap in Super Bowl XII.

COLLEGE: A two-time All-Southeastern Conference selection and SEC player of the year as a senior, Lewis earned All-America honors in 1967 at Mississippi State. He played college football at just 200 pounds, playing both center and linebacker for the Bulldogs.

PERSONAL: D. D. and his wife Margaret live in suburban Richardson, where he is a real estate agent for the Paula Stringer Co. They have two daughters, Christi (10/17/69) and Victoria (11/17/75). D. D. stands for Dwight Douglas.

LEWIS' COWBOYS RECORDS

Year	Scoring			
	TD	PAT	FG	Pts.
1973	1*	0	0	6
*Recovered blocked punt in end zone.				
Year	Pass Interceptions			
	No.	Yds.	Avg.	Long TD
1971	1	0	0.0	0 0
1972	1	15	15.0	15 0
1974	2	45	22.5	27 0
1977	1	29	29.0	29 0
TOTALS	5	89	17.8	29 0

Year	Kickoff Returns				
	No.	Yds.	Avg.	Long	TD
1971	1	15	15.0	15	0
Year	Opponents' Fumble Recoveries				
	No.	Yds.	Avg.	Long	TD
1971	2	0	0.0	0	0
1973	2	4	2.0	4	0
1974	2	0	0.0	0	0
1975	2	38	19.0	36	0
1976	1	0	0.0	0	0
1977	1	0	0.0	0	0
TOTALS	10	42	4.2	36	0

Harvey Martin • 79

DEFENSIVE END • EAST TEXAS STATE • 6th YEAR
HT: 6-5 • WT: 250 • BORN: 11/16/50 • (D-3 FOR '73)



PRO: The numbers indeed tell much of the story: 55 tackles, 30 assisted tackles, a league-leading 23 traps, six assisted traps, two fumble recoveries, numerous tipped passes, two more fumble recoveries in the NFC championship win over the Vikings, co-MVP in the Super Bowl with Randy White, **Associated Press** and **Seagram's Seven Crowns** NFL defensive player of the year, consensus All-Pro, defensive co-captain with D. D. Lewis, and on and on. Never has a defensive player had a better all-around year for the Dallas Cowboys than the one turned in by Harvey Martin in 1977. "Sometimes when I'm out there I get this funny feeling inside me," says the Dallas native son whose popularity nationally now has reached the high level it previously had attained in Texas. "Really, what I'm trying to do is play with that intensity all the time. I never want to let down out there." Concerning his being named the NFL's top defender a year ago, Martin said, "It's nice and I love it. I think things like that result from hard work and playing on a good football team. I'm surrounded by a lot of guys who do a good job. We have players who didn't get anything in the way of awards who should have. Sometimes I get tied up just watching them." Spearheading a defense that led the NFL in traps in '77, Martin related that "what we tried to do was get everybody on the defense thinking quarterback traps. That way we had everyone on the unit involved. We take a lot of pride in sacking the quarterback." Even with everyone in the act, Martin was the ringleader. Said Redskins quarterback Bill Kilmer: "Harvey is the one I notice, he's the stickout who makes big plays for them and that gets the rest stirred up." After a long afternoon and several times being "Martinized," Giants QB Joe Pisarcik said, "My number should have been 79 out there today. I was wearing it all afternoon." Martin has led the Cowboys in traps all five years he's been with the club. He credits study for his rapid development in the Cowboys' complex "flex" defense: "You come here out of college and all you know is to 'blow and go'. You react to what you see or think you see as quickly as you can. It's awfully hard to hold, to wait, and then react, as you must in the Dallas defense. But how can you argue with success? This defense has had great success. And while you're learning to play it, you learn to believe in it."

COLLEGE: An All-conference performer and a member of the NAIA, **Football News** and **Associated Press** All-America teams, Martin helped East Texas State to an NAIA Division I national title in 1972. Harvey returned to ETSU and Commerce, Tex., for a day in his honor last spring.

PERSONAL: "I was lucky enough to be born in Dallas at a time when I could see it grow. I have seen the physical changes and the moral changes, and integration. I'm tied up in everything that is Dallas. I care." So says Harvey Martin about his native city, where he's active in everything going, or so it seems. Martin is on the airwaves through-

MARTIN, Cont.

out the year, doing television commercials and appeals, and doing his radio show for WFAA, a five-minute "drive time" daily program during football season. A bachelor, Martin became a partner at Smokey John's barbecue restaurant in Dallas last year and continued his off-season job as a sales representative with Dr Pepper. He also remained active in numerous charities, including The United Way and the American Diabetes Association.

MARTIN'S COWBOYS RECORDS

Year	Opponents' Fumble		Recoveries			Year	Pass Interceptions				
	No.	Yds.	Avg.	Long	TD		No.	Yds.	Avg.	Long	TD
1973	1	0	0.0	0	0	1976	1	0	0.0	0	0
1974	2	9	4.5	6	0						
1977	2	0	0.0	0	0						
TOTALS	5	9	1.8	6	0						



Robert Newhouse • 44

RUNNING BACK • HOUSTON • 7th YEAR
HT: 5-10 • WT: 215 • BORN: 1/9/50 • (D-2 FOR '72)

PRO: When Robert Newhouse threw a perfect 29-yard touchdown pass to Golden Richards with just over seven minutes remaining in Super Bowl XII to put the 1977 World Championship on

ice for Dallas, it came as somewhat startling to many that the stocky fullback could toss such a perfect right-hand spiral while running to the left. All that was not the point, insisted Cowboys' insiders who have watched Newhouse's career. Robert always has displayed absolute coolness in pressure situations, members of the coaching staff said, and Tom Landry related that he had confidence Newhouse would come through in that most important of clutch situations. Last year's rushing performances in the season's key games adds further testimony to Newhouse's "big-game" tendencies. Beginning with back-to-back early-season wins over division rivals St. Louis and Washington — when he rushed for 67 and 71 yards — Newhouse tacked on 58 yards in a 14-7 win at Washington, a must game for Dallas following two consecutive losses. He then roared through the playoffs with 80 yards vs. the Bears, 81 against Minnesota and 55 in the Super Bowl against Denver. Newhouse's 3,154 yards in six seasons (including just two full injury-free years as the starting fullback) places him fourth all-time among Cowboys' rushers. Another 733 yards this season (he had 721 in '77) would move him past Walt Garrison into third place. Newhouse also is credited with providing explosive blocking leads, to which Tony Dorsett noted last year, "I'm glad I'm behind those blocks and not in front of them." Says Newhouse, "Our offense is halfback-oriented and our halfbacks are great runners. They help me and I help them. I just go out and do my job, whatever is asked. But I find myself gaining a few extra yards when defenses pay too close attention to our halfbacks."

COLLEGE: The all-time leading rusher in Houston Cougar history (2,961 yards), despite a shortened junior season because of injuries

NEWHOUSE, Cont.

suffered in an automobile accident, Robert's 1,757 yards on 297 carries in 1971 also are Cougar standards. Four times in his career he rushed for more than 200 yards in a game, including 245 against Mississippi State in 1969. He averaged 6.4 yards per carry during his career and scored 19 touchdowns.

PERSONAL: Born in Longview, Tex., and raised in Hallsville, Tex., Robert works for First City Bank of Dallas during the off-season. He and his wife Nancy, and son Roddrick Breon (5/21/75), live in Dallas throughout the year. The Newhouses traveled to Hawaii as part of the Cowboys' entry in Super Teams competition in February and Robert was inducted in the University of Houston Athletic Hall of Fame the same month.

NEWHOUSE'S COWBOYS RECORDS

Rushing						Receiving					
Year	Att.	Yds.	Avg.	Long	TD	Year	No.	Yds.	Avg.	Long	TD
1972	28	116	4.1	19	1	1972	1	8	8.0	8	0
1973	84	436	5.2	54	1	1973	9	87	9.7	38	1
1974	124	501	4.0	23	3	1974	9	67	7.4	21	0
1975	209	930	4.4	29	2	1975	34	275	8.1	23	0
1976	116	450	3.9	24	3	1976	15	86	5.7	16	0
1977	180	721	4.0	29	3	1977	16	106	6.6	41	1
TOTALS	741	3,154	4.3	54	13	TOTALS	84	629	7.5	41	2

Kickoff Returns

Year	No.	Yds.	Avg.	Long	TD
1972	18	382	21.2	30	0
1973	3	62	20.7	26	0
TOTALS	21	444	21.1	30	0

Year	Att.	Comp.	Passing Yds.	Pct.	Int.	Avg. Gn.	TD
1975	2	1	46	50.0	0	23.0	1



ROBERT NEWHOUSE IN THE ST. LOUIS SECONDARY



Drew Pearson • 88

WIDE RECEIVER • TULSA • 6th YEAR
HT: 6-0 • WT: 183 • BORN: 1/12/51 • (FA FOR '73)

PRO: The Cowboys' perennial All-Pro wide receiver is shifty-smooth Drew Pearson, the flanker with the rhythmic gait who was named All-Pro for the third time in 1977. But nothing made Pearson

more proud last year than being named a team captain in September. The honor further underlined that Drew had come a long way to arrive as a full-fledged star in the NFL after being passed up by the 26 teams drafting in 1973 and having to make the Cowboys as a free agent. Injuries to others enabled Pearson to move into the starting lineup midway through his rookie season. Since then he's led the Cowboys in receptions every year except that first one. Drew also led all NFC pass catchers with 58 receptions in 1976. Last season he played with a cast on a very sore wrist much of the year, but still caught 48 passes and averaged a career-high 18.1 yards per catch. Almost as soon as he joined the starting lineup, Pearson became known as the Cowboys' "big play" receiver, the player Roger Staubach most often turns to in the clutch. Drew has become a clutch receiver through hard work and determination. "I'd like to think my career still is on the upswing, that I'm improving," says Pearson. "I'm getting better because every year I learn a little more, about reading different coverages, about the defensive backs who will cover me. You learn to think ahead, anticipate better, and it gives you an edge." Just 27 years old, Drew needs 46 catches this year to move into second place on the Cowboys' all-time receiving list behind leader Bob Hayes. Receptions in every game last year increased his club record to at least one catch in 45 consecutive regular season contests. Twice he caught six passes in games last year, against the Giants and Cardinals, and he snared

(Continued on next page)

DREW PEARSON'S COWBOYS RECORDS

Receiving						Punt Returns					
Year	No.	Yds.	Avg.	Long	TD	Year	No.	Yds.	Avg.	Long	TD
1973	22	388	17.6	40	2	1973	2	13	6.5	13	0
1974	62	1087	17.5	50	2						
1975	46	822	17.9	46	8						
1976	58	806	13.9	40	6						
1977	48	870	18.1	67	2						
TOTALS	236	3973	16.8	67	20						

Rushing						Kickoff Returns					
Year	Att.	Yds.	Avg.	Long	TD	Year	No.	Yds.	Avg.	Long	TD
1974	3	6	2.0	22	0	1973	7	155	22.1	26	0
1975	1	11	11.0	11	0						
1976	2	20	10.0	11	0						
1977	2	22	11.0	11	0						
TOTALS	8	59	7.4	22	0						

Miscellaneous Scoring						
Year	TD	PAT	FG	Pts.		
1974	1*	0	0	6		
1976	1*	0	0	6		
TOTALS	2	0	0	12		

*Recovered fumble in end zone.

Passing							
Year	Att.	Comp.	Yds.	Pct.	Int.	Avg. Gn.	TD
1974	1	1	46	1.000	0	46.00	1
1976	1	1	39	1.000	0	39.00	1
TOTALS	2	2	85	1.000	0	42.5	2

D. PEARSON, Cont.

four receptions in four other games, including the Cowboys' NFC Championship win over Minnesota. Cornerback Mark Washington points out that "you can't let Drew touch a ball; otherwise, it's a sure completion." Adds All-Pro Cornerback Roger Wehrli of the Cardinals, "Drew Pearson is just super." And in trying to relate Pearson's success despite a smallish build (6-foot, 183 pounds) and good-but-not-great speed, scribe Frank Luksa probably said it best with: "Just accept him for what he is, likely the premier wide receiver in the NFL. Don't try to analyze why Drew Pearson is a success. It's all so confusing."

COLLEGE: After being switched from quarterback to flanker at Tulsa, Drew labored in a run-oriented offense his senior year on a team that finished 4-7, although he did snare a team-leading 33 passes and received the university's President's award, which annually is presented to the team's "best spirited and most unselfish member."

PERSONAL: In addition to his work with numerous charities and making personal appearances, Drew again directed the Dallas Hoopsters, the Cowboys' winter basketball team. He and his wife Marsha have one daughter, Tori Nichole (7/23/74).

Preston Pearson • 26

RUNNING BACK • ILLINOIS • 12th YEAR
HT: 6-1 • WT: 206 • BORN: 1/17/45 • (FA FOR '75)

PRO: Since the Cowboys acquired Preston Pearson as a free agent after he was released by Pittsburgh just prior to the start of the 1975 regular season, the club has won 33 of 42 regular season games, gone 5-2 in playoff contests and appeared in two Super Bowls. During that span, Pearson has been the starter at tailback in 22 contests. The Cowboys have won 16 of those. What is remarkable about Pearson, however, is that today — at age 33 with 11 years in the NFL — he's a better running back than he was in 1968 when he joined the Baltimore Colts after a Big Ten basketball career at Illinois. "Oh I expect to continue playing as long as I can contribute and as long as I'm wanted in Dallas," says Pearson matter-of-factly. "In our thinking, Preston Pearson is considered a starter," reports Tom Landry. "That's because he plays in most of our passing situations and is one of our leading receivers. He does an excellent job." Pearson was an especially effective Cowboy in '77, setting a club record for receptions by a running back with 46, three more than Calvin Hill caught in 1972. He added 341 yards rushing on just 89 carries, scoring one touchdown rushing and a team-leading four as a receiver. "He's a move man, nearly impossible to cover one-on-one in the open field," Landry adds.

COLLEGE: Following an outstanding football and basketball career in high school in Freeport, Ill., Preston attended the University of



P. PEARSON, Cont.

Illinois, where he was All-Big Ten in basketball after making the team as a freshman walk-on. He did not play college football.

PERSONAL: Preston and his wife Linda, and their sons Gregory (12/28/69) and Matthew (9/29/72), live in Pittsburgh, where Preston has a number of business interests and where they moved into a new home last year.

PEARSON'S PITTSBURGH RECORDS

Year	Rushing				
	Att.	Yds.	Avg.	Long	TD
1970	173	503	2.9	30	2
1971	131	605	4.6	27	0
1972	67	264	3.9	21	0
1973	132	554	4.2	47	2
1974	70	317	4.5	53	4
TOTALS	573	2243	3.9	53	8

Year	Receiving				
	No.	Yds.	Avg.	Long	TD
1970	6	71	11.8	18	0
1971	20	246	12.3	44	2
1972	11	79	7.2	15	0
1973	11	173	15.7	36	2
1974	11	118	10.7	31	0
TOTALS	59	687	11.6	44	4

Year	Kickoff Returns				
	No.	Yds.	Avg.	Long	TD
1970	4	114	28.5	35	0
1971	7	205	29.3	77	0
1972	13	292	22.5	42	0
1973	16	308	19.3	28	0
1974	12	258	21.5	25	0
TOTALS	52	1157	22.6	77	0

PEARSON'S BALTIMORE RECORDS

Year	Rushing				
	Att.	Yds.	Avg.	Long	TD
1968	19	78	4.1	13	0
1969	24	81	3.4	10	0
TOTALS	43	159	3.7	13	0

Year	Receiving				
	No.	Yds.	Avg.	Long	TD
1968	2	70	35.0	61	2
1969	4	64	16.0	37	0
TOTALS	6	134	22.3	61	2

Year	Kickoff Returns				
	No.	Yds.	Avg.	Long	TD
1968	15	527	35.1	102	2
1969	31	706	22.8	51	0
TOTALS	46	1233	26.8	102	2

PEARSON'S COWBOYS RECORDS

Year	Rushing				
	Att.	Yds.	Avg.	Long	TD
1975	133	509	3.8	32	2
1976	68	233	3.4	21	1
1977	89	341	3.8	22	1
TOTALS	290	1083	3.7	32	4

Year	Receiving				
	No.	Yds.	Avg.	Long	TD
1975	27	351	13.0	49	2
1976	23	316	13.7	30	2
1977	46	535	11.6	36	4
TOTALS	96	1202	12.5	49	8

Year	Kickoff Returns				
	No.	Yds.	Avg.	Long	TD
1975	16	391	24.4	42	0



Jethro Pugh • 75

**DEFENSIVE TACKLE • ELIZABETH CITY STATE • 14th YEAR
HT: 6-6 • WT: 255 • BORN: 7/3/44 • (D-11 FOR '65)**

PRO: Even though Jethro Pugh didn't lead the Cowboys' defensive linemen in tackles last year, and didn't start every game because a lower back problem kept him on the sidelines for two contests, he didn't have a bad season in 1977 either. For 13 years now he's gone about his job in the quiet, reserved style that also is his lifestyle, while annually being overlooked for selection to the Pro Bowl. But Pugh has played in more playoff games than any player in NFL history. With 22 post-season games to date ("I wasn't aware of it, but it's nice to be in the record book."), Pugh is looking for another slice of playoff pie in '78. Since he joined the Cowboys as a

PUGH, Cont.

20-year old in 1965, Jethro today is just 34, projecting thoughts that should his back injury stay away, he possibly might be around long enough for Doomsday II to evolve into Doomsday III. He is the sole survivor of the original Doomsday defense following last spring's departure of Mel Renfro from the Cowboys. Still listed the starter at defensive left tackle going into '78, Pugh related that "the chance to start and stay with the Cowboys is what made it possible for me to play in all those playoff games." He added, "I'm sure that in a few years, when I look back on it, four Super Bowls and all those other big games, it'll mean even more to me then." Says Defensive Coordinator Ernie Stautner, "Jethro can still do the job. He's cagey and intelligent at his position. He'll have that job as long as no one can take it away." Adds Tom Landry, "If Jethro's off-season conditioning program was sound, he'll come back and have another good year."

COLLEGE: A two-time All-Carolina Intercollegiate Athletic Association first-team lineman, Jethro was an unheralded collegian at little Elizabeth City State University in Elizabeth City, N. C. He enrolled there in 1961 without a scholarship and went on to be named his team's most valuable lineman as a senior in 1964.

PERSONAL: Called "Buzz" by his teammates, Jethro has two children, Jethro III (10/20/68) and Jethrolyn Jo (3/3/71). Pugh's hometown of Windsor, N. C., held a day in his honor last March. He began a new off-season job last summer, joining the staff of Nautilus Equipment Sales, Inc., of Dallas.

PUGH'S COWBOYS RECORDS

Opponents' Fumble Recoveries					Interceptions				
Year	No.	Yds.	Avg.	Long TD	Year	No.	Yds.	Avg.	Long TD
1969	1	0	0.0	0 0	1970	1	0	0.0	0 0
1971	1	0	0.0	0 0					
1972	1	0	0.0	0 0					
1973	4	35	8.8	35 0					
1975	1	0	0.0	0 0					
TOTALS	8	35	4.4	35 0					

Tom Rafferty • 64

GUARD • PENN STATE • 3rd YEAR
HT: 6-3 • WT: 250 • BORN: 8/2/54 • (D-4 FOR '76)

PRO: When Cowboys Coach Tom Landry announced his starters at right guard and right tackle prior to the 1977 opener at Minnesota, Tom Rafferty and Pat Donovan were on the spot. Rafferty was replacing Pro Bowler Blaine Nye at right guard after Nye had retired, and Donovan was moving in for injured Rayfield Wright. They performed admirably throughout the season and into the playoffs and Super Bowl. "Tom was the big surprise on the line," remarked now-retired Ralph Neely, who manned left tackle a year ago. "Remember, he




RAFFERTY, Cont.

played left guard and center throughout the pre-season. He showed he could step in and get the job done." Asst. Head Coach Jim Myers, who also tutors the interior linemen, feels Rafferty can attain All-Pro status. "He's already one of the good young offensive guards in the NFL," said Myers. "He can do a good job at center too." Rafferty moved over to the pivot for a couple regular season games last year when John Fitzgerald was hurt. Rafferty has indicated he'll not be content with having captured a starting job: "I'm one of those persons who is never really satisfied. I know there will always be something I can do better. I was just glad to put to rest the speculation about whether I could do the job last year or not." And Tom Landry's assessment: "Tom Rafferty? Now there's a good, solid football player."

COLLEGE: A four-year starting guard at Penn State, Tom graded at 90 per cent efficiency or better in every game his junior and senior seasons. He earned All-America honors in 1975 from **Football News** and the Football Writers Association.

PERSONAL: Tom spent the off-season traveling with the Cowboys basketball team, "playing a lot of racquetball" and staying in condition. He and his wife Donna moved into their new home in Dallas last year. Born in Syracuse, Tom grew up in Manlius, N. Y., where he earned high school All-America honors in lacrosse, in addition to playing football and basketball.



Golden Richards • 83

WIDE RECEIVER • **HAWAII** • **6th YEAR**
HT: 6-0 • **WT: 180** • **BORN: 12/31/51** • **(D-2 FOR '73)**

PRO: Because of the role of the split end in the Cowboys' offense and because he alternated with Butch Johnson last year as a play-carrying messenger, Dallas' veteran speedster Golden

Richards did not catch more than three passes in a game and finished '77 with just 17 receptions for the regular season, lowest of his career after four years as a starter. Richards has often been used to "clear out" a defense with his speed so the quarterback can throw "underneath" to Billy Joe DuPree and Drew or Preston Pearson, all three of whom have set club standards as receivers at their positions the past couple years. Despite relative inactivity as a pass catcher, Golden still was a clutch receiver for the Cowboys in '77. In addition to the game-clinching touchdown reception on a pass from Robert Newhouse in Super Bowl XII, Golden caught (with one hand) the game winning touchdown pass at St. Louis early in the year, and followed that with a 50-yard TD reception the next week against the Redskins. He nabbed a short touchdown pass in a key 14-7 win late in the year at Washington to bring the Cowboys back from a 7-0 halftime deficit,

RICHARDS, Cont.

and caught a pair of passes against Minnesota in the NFC championship game, including a 32-yard touchdown to open scoring: "Golden had some excellent moments last year," said Tom Landry. "He and Butch Johnson both played well and complemented one another as our messenger ends. I think they'll continue to play that way."

COLLEGE: Following three years at Brigham Young in his home state of Utah, Golden transferred to the University of Hawaii but missed much of his senior season with a knee injury that required surgery. He led all NCAA punt returners as a junior at BYU in 1971, returning four that year for touchdowns.

PERSONAL: Golden and his wife Barbara live in Dallas where he spends his off-season making numerous appearances as one of the Cowboys' most-asked-for public speakers. A native of Salt Lake City, he is active in several youngster-related organizations in Texas, including Big Brothers, Special Olympics and the West Texas Boys Ranch. Golden also is an avid duck hunter and fisherman.

RICHARDS' COWBOYS RECORDS

Year	Rushing				
	Att.	Yds.	Avg.	Long	TD
1973	1	2	2.0	2	0
1974	1	-5	-5.0	-5	0
1975	3	18	6.0	11	0
TOTALS	5	15	3.0	11	0

Year	Punt Returns				
	No.	Yds.	Avg.	Long	TD
1973	21	139	6.6	46	0
1974	13	74	5.7	15	0
1975	28	288	10.3	43	1
TOTALS	62	501	8.1	46	1


Year	Receiving				
	No.	Yds.	Avg.	Long	TD
1973	6	91	15.2	53	1
1974	26	467	18.0	58	5
1975	21	451	21.5	62	4
1976	19	414	21.8	56	3
1977	17	225	13.2	50	3
TOTALS	89	1648	18.5	62	16

Year	Kickoff Returns				
	No.	Yds.	Avg.	Long	TD
1973	3	44	14.7	20	0

Jay Saldi • 87

TIGHT END • SOUTH CAROLINA • 3rd YEAR
HT: 6-3 • WT: 227 • BORN: 10/8/54 • (FA FOR '76)

PRO: When it comes right down to it, there weren't too many Cowboys who had a better season in 1977 than Jay Saldi, per minutes played. He scored three touchdowns, two on passes from Roger Staubach and one by scrambling over with a fumbled punt. He set up the winning touchdown in a game at Philadelphia by blocking a punt that Charlie Waters scooped up and carried over, and he had a key fumble recovery in punt coverage late in the NFC championship game against Minnesota. Billy Joe DuPree's backup at tight end, Saldi was called "the most improved player on the team" by Tom Landry at the end of training camp last year. Landry named Saldi one of five team captains just prior to the start of the regular season in '77. His reaction? "I almost fainted," said Jay. Says Landry, "Jay complements DuPree very well at tight end. He filled in capably for him, played in our double tight end attack and filled in at wing at times. He's a young



SALDI, Cont..

guy with a lot of enthusiasm who did a good job captaining our special teams." Adds fellow specials performer Mike Hegman, "He gets everybody moving, does a good job at it. That's why he's a captain. He's become a leader here."

COLLEGE: Saldi began his college career at South Carolina as a 205-pound defensive end after playing linebacker in high school. Later switched to tight end, he caught just 15 passes in his career. The Cowboys drew a bead on Saldi because of his all-around athletic talents and signed him as a free agent following the 1976 draft.

PERSONAL: A bachelor, Saldi has become a transplanted Texan, living in a Dallas apartment. Jay is from White Plains, N.Y., where he starred in three sports in high school and earned high school All-America honors in football. A top player on the Hoopsters, the Cowboys' off-season basketball team, he majored in Public Relations and Advertising in college.

SALDI'S COWBOYS RECORDS

Receiving					Kickoff Returns				
Year	No.	Yds.	Avg.	Long TD	Year	No.	Yds.	Avg.	Long TD
1976	1	6	6.0	6 0	1976	1	9	9.0	9 0
1977	11	108	9.8	23 2					
TOTALS	12	114	9.5	23 2					

Rushing					Fumble Recoveries				
Year	Att.	Yds.	Avg.	Long TD	Year	No.	Yds.	Avg.	Long TD
1976	1	19	19.0	19 0	1977	1	8	8.0	8 1



Greg Schaum • 78

DEFENSIVE END-TACKLE • MICHIGAN STATE • 2nd YEAR
HT: 6-4 • WT: 255 • BORN: 1/1/54 • (D-7A FOR '76)

PRO: Greg Schaum was one of five Cowboys who languished on injured reserve in 1977 following a knee injury that required surgery prior to the start of the regular season. As a rookie in 1976, Schaum was the first replacement for both Harvey Martin and Too Tall Jones. This year he will make his bid at defensive left end and left tackle, the strongside of the Cowboys "flex" defense, because of "size, strength, toughness and competitiveness," words Tom Landry used during the off-season to describe Schaum. Defensive Coordinator Ernie Stautner also has had high hopes for Greg since watching him perform in films while a senior at Michigan State: "If he doesn't make our club, you won't know it until after a great battle. He really goes after you." While building up his knee last year, Schaum also added strength and bulk to the rest of his frame, having developed from 242 as a collegian to his current 255 pounds.

COLLEGE: Schaum labored on a losing Michigan State team during his varsity career, although his performance as a senior earned him Big Ten honors. Greg majored in Criminal Justice.

SCHAUM, Cont.

PERSONAL: Greg returned to his hometown of Baltimore, Md., for part of the off-season before coming back to Dallas to continue his rehabilitation and off-season conditioning. A bachelor, he has worked at Jackson State Prison in Michigan. While a schoolboy, he played lacrosse, wrestled and earned high school All-America grid honors.

Herbert Scott • 68

GUARD • VIRGINIA UNION • 4th YEAR
HT: 6-2 • WT: 252 • BORN: 1/18/53 • (D-13 FOR '75)



PRO: Herbert Scott was looking to make the transition from starting guard to standout guard in 1978. After battling to make the team as a 13th round draft choice four years ago, then working his way into the lineup at left guard a year later — first as a messenger with Burton Lawless, then as the starter in '77 — Scott was trying in 1978 to put together what would be his first injury-free season as a full-fledged starter. Asst. Head Coach Jim Myers, who also tutors the offensive line, says about Scott, "Herb missed four starts and half of two other games last year with hamstring problems. He was never in our off-season conditioning program until this past off-season. So for the first time, he has a chance to go through a year as the established starter in full condition and completely healthy. His pass protection was good last year, but his hamstring hampered him from being a good pulling guard." A quiet individual, Scott was happy to be the established starter last year: "It's a goal I set for myself when I first came here, so I feel good about it. It pleased me to have the opportunity to become the Cowboys' left guard on a full-time basis. There's still a lot to learn so I spend a lot of time studying my opponents." Scott also related, "I wasn't too sharp on techniques when I first came to Dallas because at my college we just didn't have enough coaches. I came here the first year afraid I would just last a few weeks and then be sent home. But the veterans always encouraged me, told me I had a chance to succeed if I stayed in there."

COLLEGE: Part of Scott's development as an interior lineman was slowed in college because he was shifted among tight end, tackle and guard, although he projected as a guard when drafted by Dallas. He also was a top shot putter on Virginia Union's track team. Herbert majored in Education and was a school teacher in Virginia following graduation.

PERSONAL: Herb and his wife Gayle moved to Texas following training camp last year, after having been married in February, 1977. They live in Plano, north of the city. Gayle is a graduate of Central State (O.) and is a social worker.



Roger Staubach • 12

QUARTERBACK • NAVY • 10th YEAR
 HT: 6-3 • WT: 202 • BORN: 2/5/42 • (D-10, Future, '64)

PRO: Having led his team to three Super Bowls and two World Championships since becoming the Cowboys' starting quarterback in mid-1971, can there be much room for improvement in the Cowboys' signal caller, 36-year-old Roger Staubach? Knowing the ultra-competitive, utter-perfectionist Staubach is to know that the answer to that question is a simple "yes." Within several minutes of the Cowboys' win over Denver in Super Bowl XII, Staubach told reporters, "Offensively we were not a great team today. We did become a better offensive team throughout the season as I said we would early in the year, but we can be better offensively." Which is to say Staubach feels Staubach can be better. The leading passer in the NFC in 1977 and holder of nearly every Cowboys passing record (and a trio of Super Bowl marks), Roger now says, "I may be 36, but I believe I can play for another three years. Maybe four." Staubach's 17-for-25 passing for 183 yards, one touchdown and no interceptions in Super Bowl XII was typical of the kind of season he had last year. He broke his own club record for completions with 210 during the regular season, completed nearly 60 per cent of his passes and fired 18 touchdowns for 101 career TD passes. He ran for the winning touchdown in overtime against the Vikings in the season's opener, threw a touchdown pass in every game but two, threw three scoring passes in two games, two touchdown passes in another pair of contests, and then was 37 of 61 with three touchdown passes and two interceptions in the playoffs. Says Eagles' linebacker Bill Bergey, "He's the unquestioned leader of that team. I know I sound like a broken record about him, but he really

(Continued on next page)

STAUBACH'S COWBOYS RECORDS

Year	Rushing			
	Att.	Yds.	Avg.	Long TD
1969	15	60	4.0	19 1
1970	27	221	8.2	25 0
1971	41	343	8.4	31 2
1972	6	45	7.5	20 0
1973	46	250	5.4	18 3
1974	47	320	6.8	29 3
1975	55	316	5.7	17 4
1976	43	184	4.3	18 3
1977	51	171	3.4	33 3
TOTALS	331	1910	5.8	33 19

Year	Receiving			
	No.	Yds.	Avg.	Long TD
1974	1	-13	-13.0	-13 0

Year	Passing							
	Att.	Comp.	Yds.	Pct.	Int.	Avg.Gn.	TD	Rating
1969	47	23	421	48.9	2	9.0	1	69.3
1970	82	44	542	53.7	8	6.6	2	44.5
1971	211	126	1882	59.7	4	8.9	15	104.8
1972	20	9	98	45.0	2	4.9	0	20.4
1973	286	179	2428	62.6	15	8.5	23	94.6
1974	360	190	2552	52.8	15	7.1	11	68.5
1975	348	198	2666	56.9	16	7.7	17	78.6
1976	369	208	2715	56.4	11	7.4	14	79.9
1977	361	210	2620	58.2	9	7.2	18	87.1
TOTALS	2084	1187	15924	57.0	82	7.6	101	81.2

STAUBACH, Cont.

is the best." Selected to the Pro Bowl for the third time last year, Staubach has been MVP in a Super Bowl (VI), has been the **Sporting News** NFL player of the year and Players Association MVP (1971), and has won the pro Maxwell, Bert Bell and Vince Lombardi awards during his career. He lost four possible playing years in the NFL serving with the U.S. Navy following graduation from college in '65.

COLLEGE: Seven of Staubach's Navy passing records still stand, the same number of letters he received in football, basketball and baseball at the Academy. Considered the best quarterback in Navy history, he won the Heisman Trophy in 1963, the Walter Camp Memorial trophy the same year, the college Maxwell Award in '64, and also received the Academy's top athletic awards, the Thompson Trophy Cup (three times) and the Athletic Association Sword, at graduation.

PERSONAL: A native of Silverton, Ohio (a suburb of Cincinnati), Roger and his wife Marianne have five children (Jennifer, 6/21/66, Michelle, 5/23/68, Stephanie, 6/25/69, Jeffrey, 12/28/74, and Amy 7/6/77), and live in nearby Plano. After several years with another local real estate firm, the Holloway-Staubach Agency opened for business during the off-season. A veteran of Vietnam, Staubach is active in many charities and civic organizations, including the American Diabetes Association, the Paul Anderson Youth Home, the Salvation Army, Jaycees, Easter Seals, and the Fellowship of Christian Athletes.

Dave Stalls • 65

DEFENSIVE TACKLE-END • NORTHERN COLORADO • 2nd YEAR
HT: 6-4 • WT: 245 • BORN: 9/19/55 • (D-7 FOR '77)

PRO: Dave Stalls made the Cowboys in 1977 as a top special teams performer, the route many current regulars took as rookies. Right from the season's first game at Minnesota, when he was named by the media as the top special teams performer in a 16-10 overtime win, Stalls was a devastating kick coverage player. Because he's somewhat lighter than most defensive linemen, and also because of good quickness and speed, Stalls will work at weakside tackle and end in the Cowboys' "flex" defense this year. "Stalls is a good, young player who is smaller than most of our linemen, but shows quickness and is a smart player," says Tom Landry. "He's a determined guy and this summer will tell whether he's going to improve and reach a higher level as a pro."

COLLEGE: A Little All-America as a senior at Northern Colorado University, a school of 11,000 students, Stalls was a defensive tackle in college and captained his team's defense as a senior. He majored in Zoology.

PERSONAL: A native of Hamilton, O., Dave returned to his off-season home of Lakewood, Colo., where he spent the winter undergoing a rigorous conditioning and weight program. A bachelor, he lives in a Dallas apartment during football season.





Mark Washington • 46

CORNERBACK • MORGAN STATE • 9th YEAR
HT: 5-11 • WT: 187 • BORN: 12/28/47 • (D-13 FOR '70)

PRO: Steady Mark Washington again was a valuable performer for the Dallas Cowboys in 1977. He started four games at mid-season when right cornerback Aaron Kyle left the lineup with a wrist fracture, and filled in capably in Super Bowl XII at left corner when Benny Barnes exited with a foot injury early in the game. Mark intercepted two more passes in '77, giving him 13 for a career that has spanned eight seasons. Only in 1975, when he played the entire season as the Cowboys' left cornerback, has Mark opened a year as the starter and made it through the season without having to leave the lineup because of injuries. Barnes, who replaced Washington when the latter suffered a concussion two years ago and has not yielded left cornerback since, says that "Mark played left corner as well as it can be played when he was the starter there in '75." Says Mark, "The biggest challenge you can face on a Sunday is when you aren't feeling too good or you have some kind of injury slowing you down a half step or so. Now there are positions where you can get some help from the guy next to you or coast for a few plays now and then. There is no such thing at cornerback. He has to be ready to go every play of the game. If you're going to try it in the pros at this position, you can either wind up a mental basket case or you can adopt an attitude that lets you cope with the pressures of the job." Says Tom Landry, "I have confidence in Mark playing either cornerback. He's a solid pro."

COLLEGE: A quarterback-defensive back at Morgan State, Mark played on a team that strung together a 31-game winning streak. A co-captain as a senior, he intercepted 15 passes in his career.

PERSONAL: Mark, his wife Linda and their daughter Lisa Joy (3/16/74), moved into their new home in north Dallas during the off-season. Mark works for the Department of Commerce in conjunction with the National Alliance of Businessmen. He helps find summer jobs for career-oriented students.

WASHINGTON'S COWBOYS RECORDS

Pass Interceptions					Opponents' Fumble Recoveries				
Year	No.	Yds.	Avg.	Long TD	Year	No.	Yds.	Avg.	Long TD
1970	1	0	0.0	0 0	1970	1	0	0.0	0 0
1973	1	0	0.0	0 0	1972	2	0	0.0	0 0
1974	1	0	0.0	0 0	1973	1	0	0.0	0 0
1975	4	26	6.5	23 0	1975	2	0	0.0	0 0
1976	4	49	12.3	22 0	TOTALS	6	0	0.0	0 0
1977	2	32	16.0	21 0					
TOTALS	13	107	8.2	23 0					

Kickoff Returns				
Year	No.	Yds.	Avg.	Long TD
1970	5	242	48.4	100 1
1973	1	0	0.0	0 0
TOTALS	6	242	40.3	100 1

Charlie Waters • 41



SAFETY • CLEMSON • 9th YEAR
HT: 6-2 • WT: 200 • BORN: 9/10/48 • (D-3 FOR '70)

PRO: Though he probably would prefer to stay out of the limelight, unassuming Charlie Waters can no longer be the little-known safetyman on the Dallas Cowboys. Waters emerged on the Pro Football Writers All-Pro team last year at strong safety, giving the Cowboys a rare All-Pro tandem in Waters and free safety Cliff Harris. Charlie also was selected to the NFC Pro Bowl squad for the second consecutive year, and has played so well the past few seasons for the Cowboys that it's hard to believe he's the same player who switched around his first six seasons as a cornerback and occasional safetyman. A poll conducted by fellow players in the NFL for *Sports Illustrated* prior to last season rated Waters as "probably the most underrated, unsung, etc., player in the NFL." But following a Super Bowl World Championship season in 1977 for Dallas — a year in which Waters had 49 tackles, 44 assists, three interceptions, two blocked punts, scored a game-clinching touchdown running with a blocked punt, recovered a fumble, and set a divisional playoff record with three interceptions in a first-round game against the Bears — Waters no longer is an unknown. "You really can never say the best anything in pro football," says Tom Landry, "but Charlie now is certainly among the best safeties in the league. I know there isn't anybody else in the league I'd rather have at strong safety." Waters, who at one point in his career melted to 170 pounds because of injuries and surgery, has developed himself into a solid 200-pounder and a feared tackler. He is nearly impossible to knock off his feet because of his physical development, which has included considerable work with conditioning Coach Bob Ward. Notes Harris, "There are times when Charlie is asked to take on blockers in a particular assignment, say against a sweep, and get help from someone else for the tackle. But he has

(Continued on next page)

WATERS' COWBOYS RECORDS

Year	Pass Interceptions			Long	TD
	No.	Yds.	Avg.		
1970	5	45	9.0	20	0
1971	2	37	18.5	30	0
1972	6	132	22.0	56	1
1973	5	112	22.4	44	0
1974	2	26	13.0	24	0
1975	3	55	18.3	35	1
1976	3	6	2.0	5	0
1977	3	11	3.7	6	0
TOTALS	29	424	14.6	56	2

Year	Punt Returns			Long	TD
	No.	Yds.	Avg.		
1971	9	109	12.1	42	0
1972	9	56	6.2	17	0
1974	1	8	8.0	8	0
1977	1	17	17.0	17	1 ^o
TOTALS	20	190	9.5	42	1

^oReturned Blocked Punt

Year	Opponents' Fumble Recoveries			Long	TD
	No.	Yds.	Avg.		
1970	1	0	0.0	0	0
1973	1	15	15.0	15	0
1976	1	0	0.0	0	0
1977	1	0	0.0	0	0
TOTALS	4	15	3.8	15	0

Year	Kickoff Returns			Long	TD
	No.	Yds.	Avg.		
1970	1	6	6.0	6	0
1971	1	18	18.0	18	0
1972	2	18	9.0	18	0
1975	1	0	0.0	0	0
TOTALS	5	42	8.4	18	0

WATERS, Cont.

developed himself to spin off and make the tackle too . . . consistently." Harris further praises his running mate with: "Charlie is as smart a football player as I've ever seen. He's also tough and his concentration never wavers. He anticipates plays as they develop, even plays we've never seen before." Says Cowboys Secondary Coach Gene Stallings, "Charlie is intelligent and tough, and a good athlete to begin with. That's a tough combination to beat." To all of which Bears' quarterback Bob Avellini said after Waters' three playoff game interceptions: "We certainly knew that Waters is one of the best strong safeties in the league."

COLLEGE: Waters was a quarterback at Clemson until his final 15 games, when he moved to wide receiver and grabbed 68 passes, including 44 catches for 738 yards in an injury-shortened 1969 season, a single season Clemson record that stood until last year.

PERSONAL: At the annual South Carolina Athletic Hall of Fame banquet in May, Charlie was named that state's pro athlete of the year. He and his wife Rosie, a model-actress, and their new son Jon Cody (12/16/77), otherwise spent a quiet off-season around their North Dallas home. Waters is from North Augusta, S.C.



Danny White • 11

QUARTERBACK-PUNTER • ARIZONA STATE • 3rd YEAR
HT: 6-2 • WT: 192 • BORN: 2/9/52 • (D-3A FOR '74)

PRO: Fortunately for the Dallas Cowboys, Danny White is a patient man. At age 26 with two learning seasons behind Roger Staubach under his belt (coming on the heels of two successful years as Memphis' starting quarterback in the now-defunct World Football League) White appears capable of being a successful starter in the NFL. "He has that intangible quality that can't be taught," says Offensive Coordinator Danny Reeves. "Danny is a leader and a winner; he gets respect in the huddle." Says White, "To do well, you have to have game experience, which I hope to get more of. I honestly feel I'm at a point where I can compete with Roger for the starting job. But I'm happy in Dallas for now, and I think things will work out. I've given myself a couple years before any major decision has to be made. I'll be 28 then and in my prime and I'd like to play at least seven or eight seasons beyond that." Reports Tom Landry, "Danny is coming along fine and has the ability to step in and play for us." White did much of the Cowboys' quarterbacking in pre-season a year ago, while Staubach nursed a leg injury. He completed 47 of 75 passes (62 per cent), hit six TD passes, and averaged more than eight yards per attempt. But once the regular season began, White's quarterbacking was limited to 10 passes and a single running play as he appeared in just three games under center. Danny's major contribution came as the team's punter as his modest 39.6 average overshadowed 25 punts that died inside opponents' 20-yard-lines.

D. WHITE, Cont.

COLLEGE: White led Arizona State to 32 wins in 36 games while a collegian, setting seven major NCAA passing records in the process. Also a good running quarterback, he was second in the nation in total offense in 1973.

PERSONAL: The Mesa, Ariz., native began a new off-season job in '78 with Henry S. Miller Real Estate of Dallas, working in the investment marketing division. Danny and his wife Jo Lynn live in Plano and have two sons, Ryan (4/26/73) and Geoffrey (1/4/76).

WHITE'S COWBOYS RECORDS

Rushing					Punting						
Year	Att.	Yds.	Avg.	Long	TD	Year	No.	Yds.	Avg.	Long	Bk.
1976	6	17	2.8	14	0	1976	70	2690	38.4	54	2
1977	1	-2	-2.0	-	0	1977	80	3171	39.6	57	2
TOTALS	7	15	2.1	14	0	TOTALS	150	5861	39.1	57	3

Passing					Rating				
Year	Att.	Comp.	Yds.	Pct.	Int.	Avg.Gn.	TD	Rating	
1976	20	13	213	65.0	2	10.7	2	-	
1977	10	4	35	40.0	1	3.5	0	10.4	
TOTALS	30	17	248	56.7	3	8.3	2	66.2	

Randy White • 54

DEFENSIVE TACKLE • MARYLAND • 4th YEAR
HT: 6-4 • WT: 250 • BORN: 1/15/53 • (D-1A FOR '75)



PRO: Having so much physical ability might have worked against Randy White for a couple years, until last season when he moved from linebacker to defensive tackle three games into the pre-season and went on to make the Pro Bowl squad. Prior to 1977, the Cowboys were grooming White at linebacker after he had been a consensus All-America defensive end at Maryland. "I was fascinated with making him a middle linebacker originally," said Tom Landry, so White spent his first two seasons with the club backing up at MLB and learning the ropes. "I also knew he could be a good strongside linebacker," added Landry, who moved White to that position for most of last year's training camp. "But it came down to needing him more for the pass rush and knowing he could play tackle. At linebacker we were taking him out on passing downs and his forte for us had been as a pass rusher. I didn't want him spending another season in a backup role," summarized Landry. Thus, THE switch was made, moving White to weakside defensive tackle, moving Thomas Henderson to strongside linebacker, and completing the switch of Bob Breunig (that began in training camp) from strongside to middle linebacker. "I'm fine at tackle, it's not all that strange to me," said White following the switch. "It feels more natural than linebacker." It must have because Randy went on to be named co-MVP in Super Bowl XII (with Harvey Martin) following a '77 regular season that saw him finish with 70 tackles and 48 assists (third on the team in the former category and second in the latter). In addition, he notched 12 quarterback traps, second on a Dallas Doomsday II defense that led the NFL in total team defense.

R. WHITE, Cont.

"He's a destroyer," lauds Landry. "Gawd, Randy is strong," marvels Martin. "He sure helps me at my position." Held in awe by his teammates because of his strength and speed, White is called "Manster" (part man-part monster), a nickname given him by Charlie Waters. "One of the major factors in our season last year was moving Randy to weakside tackle," reported Defensive Coordinator Ernie Stautner. "Fortunately, we made the right decision."

COLLEGE: The Cowboys made White the second player selected in the 1975 draft after he captured the Outland Trophy and the Vince Lombardi awards as college football's outstanding lineman as a Senior in 1974.

PERSONAL: Following Pro Bowl and Super Teams competition last post-season, White returned to his farm in Landenberg, Pa., which is near his hometown of Wilmington, Del. Born in Pittsburgh, White returns to Dallas each spring for the Cowboys' off-season conditioning program, giving the chain that holds the heavy workout weight bag "a certain ring only he can give it," according to Waters.

WHITE'S COWBOYS RECORDS

Year	Opponents' Fumble Recoveries				
	No.	Yds.	Avg.	Long	TD
1975	2	0	0.0	0	0
1976	1	0	0.0	0	0
1977	2	0	0.0	0	0
TOTALS	5	0	0.0	0	0



Rayfield Wright • 70

TACKLE • FORT VALLEY STATE • 12th YEAR
HT: 6-6 • WT: 260 • BORN: 8/23/45 • (D-7 FOR '67)

PRO: After playing all of 1976 on a bad knee and putting himself through a lengthy rehabilitation program prior to the 1977 season, Rayfield Wright looked forward to his 11th season with the Cowboys. But the bad knee did not permit him to last through the first veterans' workout in training camp last summer and Rayfield underwent knee surgery Aug. 1. The damaged knee required incisions to repair torn lateral cartilage, remove scar tissue and remove a benign tumor. "The tumor blew my mind, I asked about that thing right away," said the Big Cat, who returned for the final two games of the '77 regular season "just long enough to get the feel for being out there again and get my appetite whetted for this year." Wright added, "I was happy for the players on the team when we won the Super Bowl but didn't feel as much a part of it all. More than anyone, I'm looking forward to 1978." Wright's seasons as the Cowboys starting right tackle (since 1970) have been good ones. A four-time All-Pro and six times a member of the Pro Bowl, Rayfield was considered THE right tackle in pro football prior to his leg miseries. Rayfield spent three years with the Cowboys switching back and forth between tight

WRIGHT, Cont.

end, tackle and defensive end before settling at right tackle in '70. "It was at that point in his career where we had to find a place in the starting lineup for Rayfield," explains Tom Landry.

COLLEGE: A lighter player in his college days, Rayfield was a tight end and safety at Fort Valley State (Ga.), where he lettered in basketball as well as earning Southern Intercollegiate Athletic Conference honors in football and track.

PERSONAL: Rayfield and his wife Andrea have two children, LaRay Adrian (3/25/72) and Anitra Joyclyn (4/21/74), and live in Dallas where Rayfield is active in Big Brothers. He remains an avid supporter of Boy Scouts of America since he earned 21 merit badges in Boy Scouts as a youngster in Griffin, Ga.

WRIGHT'S COWBOYS RECORDS

Year	Receiving					Year	Rushing				
	No.	Yds.	Avg.	Long	TD		No.	Yds.	Avg.	Long	TD
1968	1	15	15.0	15	1	1968	1	-10	-10.0	-	0
1969	1	12	12.0	12	0						
TOTALS	2	27	13.5	15	1						

Charles Young • 30

**RUNNING BACK • NORTH CAROLINA STATE • 4th YEAR
HT: 6-1 • WT: 225 • BORN: 10/13/52 • (D-1B FOR '74)**

PRO: Since the Cowboys drafted Ed (Too Tall) Jones and Charles Young on the first round of the 1974 draft, their careers have moved in different directions. While Jones continues to emerge as one of pro football's premier defensive ends, Young was used as a spot player at running back for three years before missing all of 1977 with a knee injury that required surgery. Thus Young entered 1978 not only trying to battle back from the injury and a year's inactivity, but also to re-capture a spot on the 45-man squad. The Cowboys entered training camp this year already stocked with six veteran running backs, the number the team carried the past couple seasons. "How well Charley recovers from his knee surgery will determine his status," reported Tom Landry. When he has performed for Dallas, Young has averaged just under five yards per carry and has been a valuable weapon as a receiver out of the backfield.



(Continued on next page)

YOUNG'S COWBOYS RECORDS

Year	Rushing					Year	Receiving				
	Att.	Yds.	Avg.	Long	TD		No.	Yds.	Avg.	Long	TD
1974	33	205	6.2	53	0	1974	11	73	6.6	14	0
1975	50	225	4.5	29	0	1975	18	184	10.2	42	1
1976	48	208	4.3	24	0	1976	11	134	12.2	25	1
TOTALS	131	638	4.9	53	2	TOTALS	40	391	9.8	42	2

Year	Kickoff Returns				
	No.	Yds.	Avg.	Long	TD
1974	8	161	20.1	35	0
1975	3	54	18.0	29	0
TOTALS	11	215	19.5	35	0

YOUNG, Cont.

COLLEGE: In three seasons at North Carolina State, Charles rushed for 1,657 yards and scored 17 touchdowns, averaging six yards per carry. He was named the outstanding player in N. C. State's 1973 South Carolina game and played in the '73 East-West Shrine Bowl.

PERSONAL: Young concentrated on his physical rehabilitation program in the off-season. He and his wife Valerie and their daughter, Carmen Nicole (1/7/77), live in Dallas. Valerie is a graduate of Howard University, where she majored in Sociology.



How The Cowboys Were Built

There were 45 players active with the Cowboys in 1977. Here's a look at how they came to Dallas:

FROM THE DRAFT:

1964—Mel Renfro (2nd, Oregon) *Roger Staubach (10th, Navy).

1965—Jethro Pugh (11th, Elizabeth City State).

1967—Rayfield Wright (7th, Fort Valley State).

1968—D. D. Lewis (6th, Mississippi State); Larry Cole (16th, Hawaii).

1970—Charlie Waters (3rd, Clemson); John Fitzgerald (4th, Boston College); Mark Washington (13th, Morgan State).

1971—Bill Gregory (3rd, Wisconsin).

1972—Robert Newhouse (2nd, Houston).

1973—Billy Joe DuPree (1st, Michigan State); Golden Richards (2nd, Hawaii); Harvey Martin (3rd, East Texas State).

1974—Ed Jones (1st, Tennessee State); Danny White (3rd, Arizona State).

1975—Randy White (1st, Maryland); Thomas Henderson (1st, Langston); Burton Lawless (2nd, Florida); Bob Breunig (3rd, Arizona State); Pat Donovan (4th, Stanford); Randy Hughes (4th, Oklahoma); Mike Hegman (7th, Tennessee State); Herbert Scott (13th, Virginia Union); Scott Laidlaw (14th, Stanford).

1976—Aaron Kyle (1st, Wyoming); Butch Johnson (3rd, Cal-Riverside); Tom Rafferty (4th, Penn State).

1977—Tony Dorsett (1st, Pittsburgh); Glenn Carano (2nd, Nevada-Las Vegas); Tony Hill (3rd, Stanford); Guy Brown (4th, Houston); Andy Frederick (5th, New Mexico); Jim Cooper (6th, Temple); Dave Stalls (7th, Northern Colorado).

SIGNED AS FREE AGENTS:

1970—Cliff Harris (Ouachita Baptist).

1972—Benny Barnes (Stanford).

1973—Drew Pearson (Tulsa).

1974—Doug Dennison (Kutztown State); Efren Herrera (UCLA, after pre-season release by Detroit Lions prior to rookie season).

1975—Preston Pearson (Illinois, after pre-season release by Pittsburgh Steelers).

1976—Jay Saldi (South Carolina).

1977—Larry Brinson (Florida); Bruce Hunter (New Hampshire).

OBTAINED IN TRADES:

1965—Ralph Neely (Oklahoma, from Baltimore Colts prior to rookie season).

* Drafted as future.

Other Cowboys With NFL Experience

- BRIAN BILLICK**, a 6-5, 236-pound tight end from Brigham Young who was drafted by San Francisco on the 11th round in 1977, caught 46 passes in three years at BYU and was All-WAC in 1976.
- ROD BOCKWOLDT**, 6-2, 202-pounder drafted on the eighth round by Los Angeles in 1977 after having been a quarterback at Weber State, tried out at safety with the Rams and will get a look with Dallas at both safety and running back.
- RON BUSH**, a 5-10, 185-pound cornerback from USC, was San Diego's seventh-round draft pick in 1977.
- KEN CULBERTSON**, a West Virginia University product who was a free agent linebacker candidate with Atlanta a year ago, is a 6-1, 216-pounder who will bid at middle linebacker with the Cowboys.
- VOLLON DIXON**, a 6-2, 199-pound wide receiver from San Diego State, made a strong bid with the Steelers in 1977 after being signed by Pittsburgh as a free agent.
- OVE JOHANSSON**, a 30-year old native of Stockholm who attended Abilene Christian, was the Oilers' 12th round draft choice a year ago and later signed with the Eagles, kicking for Philly in two November games before being released. Johansson kicked the longest field goal in history while a collegian, 69 yards.
- SCOTT MARTIN**, a 6-5, 250-pounder, tried out last year as a guard with the 49ers after being drafted on the 12th round by San Francisco following a distinguished career at North Dakota.
- ALEX PERCIVAL**, a 6-1, 172-pound wide receiver from Morehouse College in Georgia, was Cincinnati's 12th round selection in the 1977 draft.
- GREG PETERS** was the Cowboys' 12th round pick for '77 but suffered a knee injury in rookie camp and was lost for the season. He's a 6-5, 255-pound offensive lineman who will be tested at guard. Peters is a graduate of California.
- KENNY RANDLE**, who was Cleveland's first of three seventh round picks in '77, is a 6-0, 196-pound wide receiver from USC, where he was a substitute on two Trojan Rose Bowl squads. Randle also was a top performer with the USC track team.
- GENE WASHINGTON** was San Diego's eighth-round draft choice in 1977, following a top pass catching career at Georgia. He's a 5-9, 169-pound wide receiver with 4.4 speed in the 40 yard dash.

THE ROOKIES

(1978 Draftees)



BETHEA



CHRISTENSEN

LARRY BETHEA • Defensive Lineman • Michigan State
Ht: 6-5 • Wt: 254 • Born: 7/21/56 • D-1

The Cowboys drafting of Larry Bethea on the first round brought to Dallas potentially another top defensive lineman, since Bethea was named the Big Ten's Most Valuable Player in 1977. He was the first lineman to be so honored since Illinois' Dick Butkus (a center-line-backer) in 1963. Bethea's credentials include 4.8 speed in the 40-yard dash and a reputation for excellent pursuit and tenacity. He racked up 45 tackles and 44 assisted tackles his senior year, including 18 tackles for losses totaling 93 yards. His play helped improve Michigan State in '77 as the Spartans finished 7-3-1 and one-half game behind co-champions Michigan and Ohio State in the Big Ten race.

Said Tom Landry about Bethea, "He has great potential to go along with the younger guys we have like Harvey Martin, Randy White and Ed Jones. I would think he has a chance to play either tackle or end. He has that kind of activity for either position."

A two-time All-Big Ten selection who played in the East-West Shrine Bowl game last year, Bethea lettered four years for the Spartans, playing tight end as a freshman.

TODD CHRISTENSEN • Running Back • Brigham Young
Ht: 6-3 • Wt: 229 • Born: 8/3/56 • D-2

Because of exceptional athletic ability, Todd Christensen became the Cowboys' second pick in the draft. Gil Brandt related that Christensen "finished as the best-rated athlete in the country" based on various testing of football prospects the Cowboys used to feed into two computer runs.

Co-captain of BYU's co-champion (with Arizona State) Western Athletic Conference team last fall, Christensen played in a passing,

pro-set offense and caught 50 passes for 603 yards and five touchdowns, averaging 12.1 yards per catch. A four-year starter, he led his team in receiving three years in a row, catching 152 passes during his career for 1,566 yards and 15 touchdowns. He also rushed 270 times for 1,066 yards in four seasons, scoring seven other TDs.

An All-WAC pick in '77, Christensen was voted the most valuable offensive performer in the Blue-Gray game where he caught 10 passes. He also scored the winning touchdown in the 1977 Senior Bowl game.

DAVID HUDGENS • **Offensive Lineman** • **Oklahoma**
Ht: 6-5 • Wt: 237 • Born: 2/27/55 • D-3

Rated the strongest player on the Oklahoma squad last year, David Hudgens is being projected by the Cowboys as an offensive lineman after playing defense for the Sooners. "He's like a lot of the linemen we've been able to convert to offense, such as Blaine Nye, John Fitzgerald, Pat Donovan and Andy Frederick," said Tom Landry. "Usually when you take a player to convert him you must figure it will take a year for him to make the switch."

As a defensive player in 1977, Hudgens had 37 tackles and 48 assisted tackles, including four takedowns for losses totaling 25 yards. He performed with the OU track team his sophomore year, winning the Big Eight shot put championship.

ALOIS BLACKWELL • **Running Back** • **Houston**
Ht: 5-10 • Wt: 195 • Born: 11/12/54 • D-4

Houston's Alois Blackwell finished a three-year varsity career as the fourth all-time rusher in Cougars history. He rambled for 2,467 yards in 428 carries, averaging 5.8 yards per carry and scoring 21 touchdowns, including 11 as a senior when he totaled 1,169 yards. An All-Southwest Conference second team selection his junior and senior seasons, Blackwell was voted the outstanding offensive player in the 1977 Cotton Bowl game when he rushed for 149 yards to key a 30-21 win over Maryland. He was named Houston's MVP in 1977.

RICH ROSEN • **Guard** • **Syracuse**
Ht: 6-3 • Wt: 242 • Born: 9/15/56 • D-5

An offensive lineman originally who moved to tight end his last two years at Syracuse because of a void at that position, Rich Rosen is "a good physical specimen and extremely strong," according to

scouting reports. He bench pressed 390 pounds and turned in consistent 40-yard dash times of 4.8 and 4.9 for visiting pro scouts.

Former NFL guard standout John Wooten, now a Cowboys scout, explained that "Rosen is not a pure conversion to the interior line since he's more a guard than a tight end. He's a 'pure' guard and understands his life in the pros is at that position. He's mentally geared to compete as an interior lineman."

Rosen's career receiving stats as a tight end were 14 catches for 187 yards and one touchdown.

HAROLD RANDOLPH • Linebacker • East Carolina
Ht: 6-1 • Wt: 201 • Born: 1/28/56 • D-6

Originally a 165-pound walk-on at East Carolina from crosstown Greenville, N.C., Rose High School, Harold Randolph is given a chance to stick with the Cowboys as a "sleeper" at linebacker despite his 191 pounds. "He's one of the most competitive and toughest kids in the draft," said Scout Red Hickey.

Randolph accumulated a phenomenal 493 total tackles in three varsity seasons, topped by his 166 tackles as a senior, which included 124 solo stops. In addition, he had four career interceptions, a fumble recovery and 12 batted down passes. He was selected first team All-Southern Independent, which includes all the large and small football playing independents in the Southeast, and also received Associated Press All-America honorable mention honors the last two years.

TOM RANDALL • Offensive Lineman • Iowa State
Ht: 6-5 • Wt: 245 • Born: 8/3/56 • D-7

The leading tackler among all defensive linemen in the Big 8 last year, Tom Randall had 50 tackles, 78 assisted tackles (including 11 sacks for minus 48 yards), recovered a fumble and batted down four passes at the line of scrimmage in 1977. A three-year letterman and starter and team co-captain as a senior, Randall played on two 8-3 Iowa State teams (runners-up the last two years in the Big 8) and has performed in the Peach, Hula and Japan Bowls. He was to be given a shot in the offensive line in training camp.

HOMER BUTLER • Wide Receiver • UCLA
Ht: 6-2 • Wt: 187 • Born: 1/26/57 • D-8

The most improved offensive player for the UCLA Bruins last fall — by vote of his coaches and teammates — was Homer Butler, a 4.5 40 yard dash man from Los Angeles. Butler snared 25 passes in '77

for 584 yards, an average of 23.4 yards per catch, and four touchdowns, but initially will be looked at as a defensive back with the Cowboys. His career receiving stats at UCLA for two years include 61 receptions for 1,334 yards (21.9 per reception) and 10 TDs.

RUSS WILLIAMS • Defensive Back • Tennessee

Ht: 6-1 • Wt: 197 • Born: 1/21/56 • D-9

Russ Williams played the monster strong safety for Tennessee the last two years after having been a linebacker his first two years in college. His career tackling statistics show 332 total tackles, including 206 primary tackles, and he picked off four career interceptions. Williams played just seven games last fall because of injuries.

BARRY TOMASETTI • Offensive Lineman • Iowa

Ht: 6-4 • Wt: 245 • Born: 1/23/57 • D-10

"Tomasetti was an offensive left tackle at Iowa who will be looked at as a guard," according to Hickey. "He was a solid regular playing in the Big Ten for two years after having been a defensive lineman originally. We expect to put a little weight on Barry with our weight program, which will help him make the transition to guard."

DENNIS THURMAN • Safety • USC

Ht: 5-11 • Wt: 170 • Born: 4/13/56 • D-11

"We usually don't draft safeties, preferring to draft cornerbacks and make them safeties, but we couldn't let Thurman sit there on the draft board any longer," said Hickey, in explaining the Cowboys' 11th round pick, a two-time consensus All-America. "Dennis is not very big, but he's extremely competitive." Thurman had 13 career interceptions for the Trojans, six broken up passes, seven fumble recoveries and 77 tackles. He led the nation in interception return yardage (180 on eight swipes) in 1976.

LEE WASHBURN • Offensive Lineman • Montana State

Ht: 6-6 • Wt: 242 • Born: 9/10/56 • D-12

The Cowboys' final-round selection was offensive guard Lee Washburn from Montana State, who has been clocked at 5.1 for 40 yards. Hickey labeled Washburn a "big, raw-boned farm kid from Montana," and added that he will be tested at both guard and tackle. Washburn received All-Big Sky honors two years in a row and helped Montana State, a 6-4 club last fall, rush for 244.5 yards per game, tops in the Big Sky.

Cowboys All-Time Roster

- Adderly, Herb, CB, Mich. St., 1970-72
Adkins, Margene, WR, Henderson J.C., 1970-71
Alworth, Lance, WR, Arkansas, 1971-72
Andrie, George, DE, Marquette, 1962-72
Arneson, Jim, G-C, Arizona, 1973-74
Asher, Bob, T, Vanderbilt, 1970
Babb, Gene, LB-RB, Austin College, 1960-61
Babinecz, John, LB, Villanova, 1972-73
Baker, Sam, P-K, Oregon State, 1962-63
Barnes, Benny, CB, Stanford, 1972-77
Barnes, Gary, WR, Clemson, 1963
Barnes, Rodrigo, LB, Rice, 1973-74
Bateman, Marv, P, Utah, 1972-74
Baynham, Craig, RB, Georgia Tech, 1967-69
Belden, Bob, QB, Notre Dame, 1969-70
Berch, Bob, S, Michigan State, 1960-61
Bielski, Dick, TE, Maryland, 1960-61
Bishop, Don, CB, CCLA, 1960-65
Boeke, Jim, T, Heidelberg, 1964-67
Borden, Nate, DE, Indiana, 1960-61
Braatz, Tom, LB, Marquette, 1960
Bradfute, Byron, T, So. Miss., 1960-61
Breunig, Bob, LB, Arizona State, 1975-77
Brinson, Larry, RB, Florida, 1977
Brock, Clyde, DT, Utah State, 1962-63
Brown, Guy, LB, Houston, 1977
Brown, Otto, CB-S, Prairie View, 1969
Bullocks, Amos, RB, So. Ill., 1962-64
Burkett, Jackie, LB, Auburn, 1968-69
Butler, Bill, S, Chattanooga, 1960
Caffey, Lee Roy, LB, Texas A&M, 1971
Capon, Warren, LB, Louisiana State, 1975
Carano, Glenn, QB, Nevada-Las Vegas, 1977
Carrell, Duane, P, Florida State, 1974
Clark, Mike, K, Texas A&M, 1968-71, 1973
Clark, Monte, T, Southern California, 1962
Clark, Phil, CB-S, Northwestern, 1967-69
Clarke, Frank, TE-WR, Colorado, 1960-67
Cole, Larry, DE-DT, Hawaii, 1968-77
Coleman, Ralph, LB, N. Car., A&T, 1972
Colvin, Jim, DT, Houston, 1964-66
Cone, Fred, K, Clemson, 1960
Connelly, Mike, C, Utah State, 1960-67
Conrad, Bobby Joe, WR, Texas A&M, 1969
Cooper, Jim, C-G, Temple, 1977
Cronin, Gene, DE, Pacific, 1960
Cvercko, Andy, G, Northwestern, 1961-62
Daniels, Dick, S, Pacific (Ore.), 1966-68
Davis, Donnie, WR, Southern, 1962
Davis, Kyle, C, Oklahoma, 1975
Davis, Sonny, LB, Baylor, 1961
Dennison, Doug, RB, Kutztown State, 1974-77
Deters, Harold, K, North Carolina St., 1967
Dial, Buddy, WR, Rice, 1964-66
Dickson, Paul, T, Baylor, 1960
Diehl, John, DT, Virginia, 1965
Ditka, Mike, TE, Pittsburgh, 1969-72
Doelling, Fred, S, Pennsylvania, 1960
Donohue, Leon, G, San Jose State, 1965-67
Donovan, Pat, T, Stanford, 1975-77
Doran, Jim, WR, Iowa State, 1960-61
Dorsett, Tony, RB, Pittsburgh, 1977
Douglas, Merrill, RB, Utah, 1961
Dowdle, Mike, RB-LB, Texas, 1960-62
Dugan, Fred, WR, Dayton, 1960
Dunn, Perry Lee, RB, Mississippi, 1964-65
DuPre, Billy Joe, TE, Michigan St., 1973-77
East, Ron, DT, Montana State, 1967-70
Edwards, Dave, LB, Auburn, 1963-75
Eidson, Jim, G-C, Miss. State, 1976
Falls, Mike, G, Minnesota, 1960-61
Fisher, Ray, T, Eastern Illinois, 1960
Fitzgerald, John, G-C, Bost. Coll., 1971-77
Folkens, Lee, TE, Washington, 1962-64
Flowers, Richmond, S, Tennessee 1969-71
Frankhauser, Tom, CB, Purdue, 1960-61
Frederick, Andy, T, New Mexico, 1977
Fritsch, Toni, K, Vienna, Austria, 1971-73, 1975
Frost, Ken, DT, Tennessee, 1961-62
Fry, Bob, T, Kentucky, 1960-64
Fugett, Jean, TE, Amherst, 1972-75
Gaechter, Mike, S, Oregon, 1962-69
Garrison, Walt, RB, Okla. St., 1966-74
Gent, Pete, WR-TE, Mich. St., 1964-68
Gibbs, Sonny, QB, Texas Christian, 1963
Gonzaga, John, DE, no college, 1960
Granger, Charlie, T, Southern, 1961
Green, Allen, P-K, Mississippi, 1961
Green, Cornell, CB-S, Utah State, 1962-74
Gregg, Forrest, G-T, SMU, 1971
Gregory, Bill, DT-DE, Wisconsin, 1971-77
Gregory, Glynn, WR-CB-S, SMU, 1961-62
Grottkau, Bob, G, Oregon, 1961
Guy, Buzz, G, Duke, 1960
Hagen, Halvor, C-G, Weber State, 1969-70
Hansen, Wayne, LB, Texas Western, 1960
Harris, Cliff, S, Ouachita, 1970-77
Harris, Jim, S, Oklahoma, 1961
Hayes, Bob, WR, Florida A&M, 1965-74
Hayes, Wendell, RB, Humboldt State, 1963
Hays, Harold, LB, So. Miss., 1963-67
Healy, Don, DT, Maryland, 1960-61
Hegman, Mike, LB, Tennessee State, 1976-77
Heinrich, Don, QB, Washington, 1960
Henderson, Thomas, LB, Langston, 1975-77
Herchman, Bill, DT, Texas Tech, 1960-61
Herrera, Efron, K, UCLA, 1974, 1976-77
Hill, Calvin, RB, Yale, 1969-74
Hill, Tony, WR, Stanford, 1977
Homan, Dennis, WR, Alabama, 1968-70
Hoopes, Mitch, P, Arizona, 1975
Houser, John, C-G, Redlands, 1960-61
Houston, Bill, WR, Jackson State, 1974
Howard, Percy, WR, Austin Peay, 1975
Howard, Ron, TE, Seattle, 1974-75
Howley, Chuck, LB, West Virginia, 1961-73
Howton, Bill, WR, Rice, 1960-63
Hoyem, Lynn, C-G, Long Beach, 1962-63
Hughes, Randy, S, Oklahoma, 1975-77
Humphrey, Buddy, QB, Baylor, 1961
Husmann, Ed, DT, Nebraska, 1960
Hutcherson, Ken, LB, Livingston State, 1974
Huther, Bruce, LB, New Hampshire, 1977
Isbell, Joe Bob, G, Houston, 1962-65
Jensen, Jim, RB, Iowa, 1976
Johnson, Butch, WR, Cal-Riverside, 1976-77
Johnson, Mike, CB, Kansas, 1966-69
Johnson, Mitch, G, UCLA, 1965
Jones, Ed, DE, Tennessee State, 1974-77
Jordan, Lee Roy, LB, Alabama, 1963-76
Keller, Mike, LB, Michigan, 1972
Killian, Gene, G, Tennessee, 1974
Kiner, Steve, LB, Tennessee, 1970
Kowalczyk, Walt, RB, Michigan State, 1960
Kupp, Jake, G, Washington, 1964-65
Kyle, Aaron, CB, Wyoming, 1976-77
Laidlaw, Scott, RB, Stanford, 1975-77
Lawless, Burton, G, Florida, 1975-77
LeBaron, Eddie, QB, Pacific, 1960-63
Lewis, D. D., LB, Miss. State, 1968-77
Lewis, Woodley, WR, Oregon, 1960
Lilly, Bob, DE-DT, Texas Christian, 1961-74
Liscio, Tony, T, Tulsa, 1963-64, 1966-71
Livingston, Warren, CB, Arizona, 1961-66
Lockett, J. W., RB, Central Okla., 1961-62
Logan, Obert, S, Trinity (Tex.), 1965-66
Long, Bob, LB, UCLA, 1962
Longley, Clint, QB, Abilene Christian, 1974-75
Lothridge, Billy, P-QB, Georgia Tech, 1964

Maegle, Dick, S, Rice, 1961
Manders, Dave, C, Mich. State, 1964-66,
1968-74
Marsh, Amos, RB, Oregon State, 1961-64
Martin, Harvey, DE, East Texas St., 1973-77
Mathews, Ray, WR, Clemson, 1960
McCreary, Bob, T, Wake Forest, 1961
McDaniels, David, WR, Miss. Val., 1968
McDonald, Tommy, WR, Oklahoma, 1964
McIlhenny, Don, RB, SMU, 1960-61
Memmelaar, Dale, G, Wyoming, 1962-63
Meredith, Don, QB, SMU, 1960-68
Meyers, John, DT, Washington, 1962-63
Montgomery, Mike, RB-WR, Kans. St., 1972-73
Moody, Jim, CB, Arkansas, 1960
Morgan, Dennis, RB, Western Illinois, 1974
Morton, Craig, QB, California, 1965-74
Murchison, Ola Lee, WR, Pacific, 1961
Neely, Ralph, G-T, Oklahoma, 1965-77
Newhouse, Robert, RB, Houston, 1972-77
Niland, John, G, Iowa, 1966-74
Nolan, Dick, S, Maryland, 1962
Norman, Pattis, TE, J. C. Smith, 1962-70
Norton, Jerry, S, SMU, 1962
Nutting, Ed, I, Georgia Tech, 1963
Nye, Blaine, G, Stanford, 1968-76
Overton, Jerry, S, Utah, 1963
Parks, Billy, WR, Long Beach State, 1972
Patera, Jack, LB, Oregon, 1960-61
Pearson, Drew, WR, Tulsa, 1973-77
Pearson, Preston, RB, Illinois, 1975-77
Percival, Mac, K, Texas Tech, 1974
Perkins, Don, RB, New Mexico, 1961-68
Peterson, Calvin, LB, UCLA, 1974-75
Pinder, Cyril, RB, Illinois, 1973
Poimboeuf, Lance, K, SW La., 1963
Porterfield, Garry, DE, Tulsa, 1965
Pugh, Jethro, DT, Eliz. City St., 1965-77
Putnam, Duane, G, Pacific, 1960
Rafferty, Tom, G-C, Penn State, 1976-77
Randle, Sonny, WR, Virginia, 1968
Recco, Beasley, CB-WR, N. Texas St., 1976
Reese, Guy, DT, SMU, 1962-63
Reeves, Dan, RB-QB, S. Car., 1965-72
Renfro, Mel, CB-RB-S, Oregon, 1964-77
Rentzel, Lance, WR, Oklahoma, 1967-70
Rhodes, Jerry, QB, Tulsa, 1966-68
Richards, Golden, WR, Hawaii, 1973-77
Richardson, Glosier, WR, Jack. St., 1971
Ridgway, Colin, P-K, Lamar Tech, 1965
Ridlon, Jim, S, Syracuse, 1963-64
Roach, John, QB, SMU, 1964
Robinson, Larry, RB, Tennessee, 1973
Rucker, Reggie, WR, Boston U., 1970-71
Saldi, Jay, TE, South Carolina, 1976-77
Sandeman, Bill, DT, Pacific, 1966
Schaum, Greg, DE, Michigan State, 1976
Schoenke, Ray, T, SMU, 1963-64
Scott, Herbert, G, Virginia Union, 1975-77
Sellers, Ron, WR, Florida State, 1972
Sherer, Dave, P, SMU, 1960
Shy, Les, RB, Long Beach State, 1966-69
Simmons, Dave, LB, Georgia Tech, 1968
Smith, J. D., RB, N. Car. A&T, 1965-66
Smith, Jim Ray, G-T, Baylor, 1963-64
Smith, Tody, DE-DT, USC, 1971-72
Stalls, Dave, DE, Northern Colorado, 1977
Staubach, Roger, QB, Navy, 1969-77
Stephens, Larry, DE, Texas, 1963-67
Stiger, Jim, RB, Washington, 1963-65
Stincic, Tom, LB, Michigan, 1969-71
Stokes, Sim, WR, Northern Arizona, 1967
Stowe, Otto, WR, Iowa State, 1973
Strayhorn, Les, RB, East Carolina, 1973-74
Stynchula, Andy, DE, Penn State, 1968
Talbert, Don, DE-T, Texas, 1962, 1965, 1971
Thomas, Bill, RB, Boston College, 1972
Thomas, Duane, RB, W. Texas St., 1970-71
Thomas, Ike, CB, Bishop, 1971
Toomay, Pat, DE, Vanderbilt, 1970-74
Townes, Willie, DE, Tulsa, 1966-68
Truax, Billy, TE, Louisiana State, 1971-73
Tubbs, Jerry, LB, Oklahoma, 1960-67
Van Raaphorst, Dick, K, Ohio State, 1964
Villanueva, Danny, P-K, New Mex. St.,
1965-67
Walker, Louie, LB, Colorado State, 1974
Walker, Malcolm, C, Rice, 1966-69
Wallace, Rodney, G-T, New Mex., 1971-73
Walton, Bruce, G, UCLA, 1973-75
Washington, Mark, CB, Morgan St., 1970-77
Waters, Charlie, S-CB, Clemson, 1970-77
Wayt, Russell, LB, Rice, 1965
Welch, Claxton, RB, Oregon, 1969-71
White, Danny, QB-P, Arizona State, 1976-77
White, Randy, LB-DE, Maryland, 1975-77
Whitfield, A. D., RB, N. Texas St., 1965
Whittingham, Fred, LB, Cal. Poly., 1969
Widby, Ron, P, Tennessee, 1968-71
Wilbur, John, T, Stanford, 1966-69
Williams, Joe, RB, Wyoming, 1961
Wisener, Gary, WR, Baylor, 1970
Woolsey, Rolly, CB-S, Boise State, 1975
Wright, Rayfield, TE-T, Ft. Valley St., 1967-77
Youmans, Maury, DE, Syracuse, 1964-65
Young, Charles, RB, N.C. State, 1974-76

Honor Roll by Colleges

Abilene Christian 1; Alabama 2; Amherst 1; Arizona 3; Arizona State 2; Austin College
1; Austin Peay 1; Baylor 6; Bishop 1; Boise State 1; Boston College 2; Boston U. 1; Cali-
fornia 1; California Poly 1; Cal-Riverside 1; Central, Okla., State 1; Chattanooga 1; City
College of Los Angeles 1; Clemson 4; Colorado 1; Colorado State 1; Dayton 1; Duke 1;
East Carolina 1; East Texas State 1; Eastern Illinois 1; Elizabeth City State 1; Florida 2;
Florida A&M 1; Florida State 2; Fort Valley State 1.
Georgia Tech 4; Hawaii 2; Heidelberg 1; Henderson J.C. 1; Houston 4; Humboldt State
1; Illinois 2; Indiana 1; Iowa 2; Iowa State 2; Jackson State 2; Johnson C. Smith 1; Kansas 1;
Kansas State 1; Kentucky 1; Kutztown State 1; Lamar Tech 1; Langston, Okla. 1; Livingston
State 1; Long Beach State 3; Louisiana State 2; Marquette 2; Maryland 4; Michigan 2; Michigan
State 7; Minnesota 1; Mississippi 2; Mississippi State 2; Mississippi Valley 1; Montana State 1;
Morgan State 1; Naval Academy 1; Nebraska 1; Nevada-Las Vegas 1; New Hampshire 1;
New Mexico 3; New Mexico State 1.
North Carolina A&T 2; North Carolina State 2; North Texas State 2; Northern Arizona 1;
Northern Colorado 1; Northwestern 2; Notre Dame 1; Ohio State 1; Oklahoma 5; Okla-
homa State 1; Oregon 6; Oregon State 2; Ouachita Baptist 1; Pacific, Calif. 5; Pacific,
Ore. 1; Pennsylvania 1; Penn State 2; Pittsburgh 2; Prairie View 1; Purdue 1; Redlands 1;
Rice 6; San Jose State 1; Seattle 1; South Carolina 2; Southern California 2; Southern
Illinois 1; Southern Methodist 9; Southern Mississippi 2; Southern U. 2.
Southwestern Louisiana 1; Stanford 6; Syracuse 2; Temple 1; Tennessee 6; Tennessee
State 2; Texas 3; Texas A&M 3; Texas Christian 2; Texas-El Paso 1; Texas Tech 2; Trinity,
Tex. 1; Tulsa 5; UCLA 5; Utah 3; Utah State 3; Vanderbilt 2; Villanova 1; Virginia 2;
Virginia Union 1; Wake Forest 1; Washington 5; Weber State 1; West Texas State 1;
West Virginia 1; Western Illinois 1; Wisconsin 1; Wyoming 3; Yale 1.

Cowboys 1978 Rookie Roster

NAME	POS.	HT.	WT.	BIRTHDATE	COLLEGE	HOW ACQ.
Abney, Tim	DB	6-1	170	8/19/56	Lincoln	FA
Albritton, Terry	DT	6-5	260	1/14/55	Stanford	FA
Allen, Jeff	QB	6-1	188	10/19/55	New Hampshire	FA
Barron, Dave	LB	6-3	210	9/27/56	Tennessee	FA
Bernardo, Steve	OL	6-2	254	5/20/56	Wake Forest	FA
Bethea, Larry	DL	6-5	254	7/21/56	Michigan State	D-1
Billick, Brian	TE	6-5	236	2/28/54	Brigham Young	FA
Blackwell, Alois	RB	5-10	195	11/12/54	Houston	D-4
Bockwoldt, Rod	DB	6-2	202	11/18/54	Weber State	FA
Branch, Orlandus	LB	6-1	239	6/10/55	Richmond	FA
Brown, Terence	DB	5-11	183	9/2/55	Lebanon Valley	FA
Bush, Ron	DB	5-10	185	8/26/54	USC	FA
Butler, Homer	DB	6-2	187	1/26/57	UCLA	D-8
Cervi, Don	LB	6-2	220	1/21/56	Wake Forest	FA
Christensen, Todd	RB	6-3	229	8/3/56	Brigham Young	D-2
Crawford, Ron	DB	6-2	199	5/1/55	Fayetteville State	FA
Culbertson, Ken	LB	6-1	216	5/20/55	West Virginia	FA
Daniel, Ed	DL	6-3	233	1/9/56	Morehouse	FA
Davis, Darrell	DB	6-1	191	5/17/56	NW Missouri State	FA
Dixon, Vollon	WR	6-2	199	11/7/54	San Diego State	FA
Dudley, Frank	TE	6-4	226	9/19/55	West Texas State	FA
Elliott, Dave	DB	5-10	170	12/2/56	Presbyterian	FA
Fechtman, Donnie	P	6-0	176	3/26/56	North Texas State	FA
Ford, Devon	DB	5-8	168	5/31/55	Appalachian State	FA
Franks, Clem	RB	5-11	201	8/4/56	Texas A&I	FA
Green, Louis	OL	6-2	269	4/6/56	Alabama	FA
Hudgens, David	OL	6-5	237	2/27/55	Oklahoma	D-3
Kasowski, Buck	RB	6-2	228	12/10/55	Valley City State	FA
King, Ray	LB	6-3	222	12/10/53	Iowa State	FA
Kraayeveld, Dave	OL	6-4	235	10/26/55	Milton	FA
Kramer, Mike	DB	5-11	180	10/13/55	Alabama	FA
Madon, Biff	LB	6-3	216	12/13/55	Western Kentucky	FA
Martin, Keith	DL	6-3	247	3/31/56	Jacksonville State	FA
Martin, Scott	OL	6-5	250	12/18/54	North Dakota	FA
Morieno, Joe	DL	6-5	240	4/4/55	Idaho State	FA
Neidhart, James	DL	6-0	258	2/8/55	UCLA	FA
Paige, Barrett	RB	6-3	203	8/15/55	Central State	FA
Percival, Alex	WR	6-1	172	10/20/54	Morehouse	FA
Pier, Jim	C	6-4	230	9/11/54	Houston	FA
Randall, Tom	OL	6-5	245	8/3/56	Iowa State	D-7
Randle, Kenny	WR	6-0	196	10/12/54	USC	FA
Randolph, Harold	LB	6-1	201	1/28/56	East Carolina	D-6
Roberson, Marshall	DL	6-4	261	11/19/52	Alabama State	FA
Rosen, Rich	G	6-3	242	9/15/56	Syracuse	D-5
Seely, Brad	G	6-3	240	9/6/56	South Dakota State	FA
Sherrill, Jay	P-PK	6-2	180	5/28/56	North Carolina State	FA
Smith, Ken	QB	6-3	200	12/18/54	North Texas State	FA
Smith, L. Q.	RB	6-0	212	9/10/56	Mississippi	FA
Steele, Robert	WR	6-4	196	8/2/56	North Alabama	FA
Swilley, Russell	DB	6-1	196	1/28/56	Denver	FA
Thurman, Dennis	DB	5-11	170	4/13/56	USC	D-11
Tomasetti, Barry	G	6-4	245	1/23/57	Iowa	D-10
Washburn, Lee	OL	6-6	242	9/10/56	Montana State	D-12
Washington, Gene	WR	5-9	169	6/6/53	Georgia	FA
Weaver, Kimmie	LB	6-1	211	10/30/56	Vanderbilt	FA
Williams, Russ	DB	6-1	197	1/21/56	Tennessee	D-9
Young, Tim	OL	6-3	236	10/11/56	Ball State	FA

Cowboys 1978 Veteran Roster

NO.	NAME	POS.	HT.	WT.	BIRTHDATE	COLLEGE	NFL YEAR
31	Barnes, Benny	CB	6-1	195	3/3/51	Stanford	7
53	Breunig, Bob	LB	6-2	225	7/4/53	Arizona State	4
36	Brinson, Larry	RB	6-0	214	6/6/54	Florida	2
59	Brown, Guy	LB	6-4	228	6/1/55	Houston	2
18	Carano, Glenn	QB	6-3	202	11/18/55	Nevada-Las Vegas	2
63	Cole, Larry	DT	6-5	252	11/15/46	Hawaii	11
61	Cooper, Jim	G-C	6-5	260	9/28/55	Temple	2
21	Dennison, Doug	RB	6-0	205	12/18/51	Kutztown State	5
67	Donovan, Pat	T	6-4	250	7/1/53	Stanford	4
33	Dorsett, Tony	RB	5-11	190	4/7/54	Pittsburgh	2
89	DuPree, Billy Joe	TE	6-4	229	3/7/50	Michigan State	6
76	Eidson, Jim	T	6-3	255	5/10/54	Mississippi State	2
62	Fitzgerald, John	C	6-5	260	4/16/48	Boston College	8
71	Frederick, Andy	T	6-6	255	9/25/54	New Mexico	2
77	Gregory, Bill	DT	6-5	255	12/14/49	Wisconsin	8
43	Harris, Cliff	S	6-1	192	11/12/48	Quachita	9
58	Hegman, Mike	LB	6-1	225	1/17/53	Tennessee State	3
56	Henderson, Thomas	LB	6-2	220	3/1/53	Langston	4
1	Herrera, Efran	K	5-9	190	7/30/51	UCLA	4
80	Hill, Tony	WR	6-2	198	6/23/56	Stanford	2
42	Hughes, Randy	S	6-4	207	4/3/53	Oklahoma	4
57	Huther, Bruce	LB	6-1	220	7/23/54	New Hampshire	2
9	Johansson, Ove	K	5-11	175	3/31/48	Abilene Christian	1
86	Johnson, Butch	WR	6-1	192	5/28/54	UC - Riverside	3
72	Jones, Ed	DE	6-9	270	2/23/51	Tennessee State	5
25	Kyle, Aaron	CB	5-10	185	4/6/54	Wyoming	3
35	Laidlaw, Scott	RB	6-0	205	2/17/53	Stanford	4
66	Lawless, Burton	G	6-4	255	11/1/53	Florida	4
50	Lewis, D. D.	LB	6-1	215	10/16/45	Mississippi	10
79	Martin, Harvey	DE	6-5	250	11/16/50	East Texas State	6
44	Newhouse, Robert	RB	5-10	215	1/9/50	Houston	7
88	Pearson, Drew	WR	6-0	183	1/12/51	Tulsa	6
26	Pearson, Preston	RB	6-1	206	1/17/45	Illinois	12
60	Peters, Greg	G	6-5	255	4/27/55	California	1
75	Pugh, Jethro	DT	6-6	255	7/3/44	Elizabeth City State	14
64	Rafferty, Tom	G	6-3	250	8/2/54	Penn State	3
83	Richards, Golden	WR	6-0	180	12/31/51	Hawaii	6
87	Saldi, Jay	TE	6-3	227	10/8/54	South Carolina	3
78	Schaum, Greg	DT	6-4	255	1/1/54	Michigan State	2
68	Scott, Herbert	G	6-2	252	1/18/53	Virginia Union	4
65	Stalls, Dave	DT-DE	6-4	245	9/19/55	Northern Colorado	2
12	Staubach, Roger	QB	6-3	202	2/5/42	Navy	10
46	Washington, Mark	CB	5-11	187	12/25/47	Morgan State	9
41	Waters, Charlie	S	6-2	200	9/10/48	Clemson	9
11	White, Danny	QB	6-2	192	2/9/52	Arizona State	3
54	White, Randy	DT	6-4	250	1/15/53	Maryland	4
70	Wright, Rayfield	T	6-6	260	8/23/45	Fort Valley State	12
30	Young, Charles	RB	6-1	225	10/13/52	North Carolina State	4

Cowboys All-Time Draft

1961

(Drafted 2nd)

- (A) NO CHOICE**
Choice traded along with sixth choice to Washington for EDDIE LeBARON.
- (B) BOB LILLY**
T, Texas Christian University, 6-5, 242 — Choice from Cleveland for first round pick in 1962.
- E. J. HOLUB**
LB, Texas Tech, 6-4, 218 (went to AFL).
- STEW BARBER**
G, Penn State, 6-3, 230 (went to AFL).
- SONNY DAVIS**
E, Baylor, 6-2, 210.
- NO CHOICE**
Choice traded to San Francisco for GENE BABB.
- NO CHOICE**
Choice traded, along with first choice, to Washington for LeBARON.
- ART GILMORE**
HB, Oregon State, 6-0, 200.
- DON TALBERT**
T, Texas, 6-5, 220.
- GLENN GREGORY**
HB, SMU, 6-2, 195.
- NO CHOICE**
Choice traded to Green Bay for FRED CONE.
- NORRIS STEVENSON**
HB, Missouri, 6-1, 205.
- LDWNEDES SHINGLER**
QB, Clemson, 6-1, 205.
- DON GOODMAN**
HB, Florida, 6-0, 200.
- BILL SHAW**
T, Georgia Tech, 6-3, 222 (went to AFL).
- JULIUS VARNADO**
T, San Francisco State, 6-4, 220 (went to AFL).
- JERRY STEFFEN**
HB, Colorado, 6-10, 190.
- EVERETT CLOUD**
HB, Maryland, 6-0, 190.
- RANDY WILLIAMS**
HB, Indiana, 6-3, 208.
- LYNN HOYEM**
C, Long Beach State, 6-4, 225.
- JERRY MORGAN**
QB, Iowa State, 6-3, 195.

1962

(Drafted 4th)

- NO CHOICE**
Choice traded to Cleveland for first round pick in 1961 when Cowboys picked BOB LILLY.
- SONNY GIBBS***
QB, TCU, 6-7, 225.
- (A) NO CHOICE**
Choice to Chicago for DON MEREDITH.
- (B) BOBBY PLUMMER**
G, TCU, 6-2, 235 — Choice from Cleveland for DUANE PUTNAM.
- NO CHOICE**
Choice to San Francisco for BILL HERCHMAN.

- NO CHOICE**
Choice to Los Angeles for J.MMY HARRIS.
- (A) DONNIE DAVIS**
E, Southern University, 6-2, 235.
- (B) GEORGE ANDRIE**
E, Marquette, 6-7, 247 — Choice and ALLEN GREEN from New York for FRED DUGAN.
- NO CHOICE**
Choice to Los Angeles for JOHN HOUSER.
- KEN TUREAUD**
B, Michigan, 6-1, 198.
- NO CHOICE**
Choice to Baltimore for DON PERKINS.
- JOHN M. LONGMEYER**
G, Southern Illinois, 6-3, 230.
- LARRY HUDAS**
E, Michigan State, 6-4, 208.
- NO CHOICE**
Choice to Green Bay for STEVE MEILINGER.
- ROBERT MOSES**
E, Texas, 6-3, 211.
- HAROLD HAYS***
G, Southern Mississippi, 6-3, 218.
- GUY REESE**
T, SMU, 6-5, 238.
- ROBERT JOHNSTON**
T, Rice, 6-4, 215.
- RAY JACOBS**
T, Howard Payne, 6-3, 265 (went to AFL).
- DAVE CLOUTIER***
B, Maine, 6-0, 195 (went to AFL).
- PAUL HOLMES**
T, Georgia, 6-5, 220.
- AMOS BULLOCKS**
B, Southern Illinois, 6-1, 197.

1963

(Drafted 6th)

- LEE ROY JORDAN**
LB, Alabama, 6-2, 210.
- NO CHOICE**
Choice traded, along with ninth choice, to Chicago for CHUCK HOWLEY.
- JIM PRICE**
LB, Auburn, 6-3, 225.
- WHALEY HALL***
G, Mississippi, 6-3, 230.
- NO CHOICE**
Choice traded to New York for DICK NOLAN.
- NO CHOICE**
Choice traded to Green Bay for JOHN SUTRO.
- MARY CLOTHIER**
G, Kansas, 6-4, 220.
- NO CHOICE**
Choice traded to Green Bay for LEE FOLKINS.
- NO CHOICE**
Choice traded to Chicago.
- ROD SCHEYER**
T, Washington, 6-2, 220.
- RAY SCHOENKE**
C, SMU, 6-3, 225.
- BILL PERKINS**
B, Iowa, 6-2, 218.

*Drafted as Future

- PAUL WICKER***
T, Fresno State, 6-5, 248.
- LOU CIOCI**
LB, Boston College, 6-2, 225.
- JERRY OVERTON**
B, Utah, 6-2, 192.
- DENNIS GOLDEN**
T, Holy Cross, 6-4, 235.
- ERNEST PARKS***
G, McMurry, 6-4, 230 (went to AFL).
- BILL FRANK**
T, Colorado, 6-4, 250.
- JIM STIGER**
B, Washington, 5-11, 195.
- TOMMY LUCAS**
E, Texas, 6-3, 218.

1964

(Drafted 4th)

- NO CHOICE**
Choice traded to Pittsburgh for BUDDY DIAL.
- MEL RENFRO**
B, Oregon, 6-0, 195.
- NO CHOICE**
Choice traded to Los Angeles for BOB LONG and JOHN MEYERS.
- PERRY LEE DUNN**
B, Mississippi, 6-2, 205.
- NO CHOICE**
Choice traded to Green Bay for GARY BARNES.
- (A) BILLY LOTHBRIDGE**
QB, Georgia Tech, 6-1, 188.
- (B) JIM CURRY**
E, Cincinnati, 6-4, 215 — Choice from Cleveland for ANDY CVERCKO.
- (C) JIMMY EVANS**
E, Texas Western, 6-1, 194 — Choice from Green Bay for JERRY NORTON.
- BOB HAYS***
WR, Florida A & M, 5-11, 189.
- AL GEVERINK**
B, UCLA, 6-2, 190.
- JAKE KUPP**
E, Washington, 6-3, 215.
- ROGER STAUBACH***
QB, Navy, 6-2, 190.
- BOBBY CRENSHAW**
G, Baylor, 6-3, 230 (went to AFL).
- JOHNNY NORMAN**
E, Northwestern Louisiana, 6-1, 185.
- JERRY RHOME**
QB, Tulsa, 6-0, 185.
- JIM WORDEN**
LB, Wittenberg, 6-1, 230.
- BILL VAN BURKLEO**
B, Tulsa, 5-11, 185.
- PAUL CERCEL**
C, Pittsburgh, 6-2, 222.
- HARRY ABELL**
E, Missouri, 6-3, 212 (went to AFL).
- NO SELECTION**
Player chosen not eligible.
- H. D. MURPHY**
B, Oregon, 6-0, 190.
- JOHN HUGHES**
LB, SMU, 6-2, 220.

1965

(Drafted 5th)

- CRAIG MORTON**
QB, California, 6-4, 215.
- MALCOLM WALKER**
LB, Rice, 6-4, 245.
- NO CHOICE**
Choice traded to Green Bay (who traded it to New York) for JOHN ROACH.
- (A) JIM SIDLE**
B, Auburn, 6-2, 215.
- (B) BOB SVIHUS**
T, USC, 6-4, 240 (went to AFL) — Choice from Detroit for SONNY GIBBS.
- ROGER PETTEE**
LB, Florida, 6-4, 230.
- SONNY UTZ**
RB, VPI, 5-11, 215.
- BRIG OWENS**
B, Cincinnati, 5-11, 183.
- RUSSELL WAYT**
LB, Rice, 6-4, 235.
- JIM ZANIOS**
FB, Texas Tech, 6-0, 215.
- GAYLON McCOLLOUGH**
C, Alabama, 6-3, 215.
- JETHRO PUGH**
T, Elizabeth City, State, 6-6, 255.
- ERNE KELLERMAN**
*QB, Miami (Ohio), 6-0, 175.
- JACK SCHRAUB**
E, California, 6-6, 210.
- GARRY PORTERFIELD**
E, Tulsa, 6-3, 235.
- GENE FOSTER**
B, Arizona State, 6-0, 195 (went to AFL).
- DOUG McDOUGAL**
E, Oregon State, 6-4, 228.
- MITCH JOHNSON**
T, UCLA, 6-4, 245.
- MARTIN AMSLER**
T, Evansville, 6-5, 250.
- MARV RETTENMUND**
HR, Ball State, 5-10, 195.
- RON BARLOW***
T, Kansas State, 6-2, 230.

1966

(Drafted 5th)

- JOHN NILAND**
G, Iowa, 6-3, 245.
- WILLIE TOWNES***
DE, Tulsa, 6-5, 265.
- NO CHOICE**
Choice to San Francisco for LEON DONOHUE.
- NO CHOICE**
Choice to Baltimore for RALPH NEELY.
- (A) NO CHOICE**
Choice to San Francisco for J. D. SMITH.
- (B) WALT GARRISON**
RB, Oklahoma State, 6-0, 209 — Choice from Baltimore thru Detroit for AMOS MARSH.
- BOB DUNLEVY**
E, West Virginia, 6-4, 195.
- ART ROBINSON**
E, Florida A & M, 6-0, 208.
- DON KUNIT**
RB, Penn State, 6-2, 200.
- DARRELL ELAM**
FL, West Virginia Tech, 6-2, 189.

- LEWIS TURNER**
RB, Norfolk State, 6-2, 183.
- MARK GARTUNG***
DT, Oregon State, 6-4, 255.
- TOM PIGGEE**
RB, San Francisco State, 5-11, 200.
- GEORGE ALLEN**
T, West Texas State, 6-7, 245 (went to AFL).
- STEVE ORR**
DT, Washington, 6-4, 230.
- BYRON JOHNSON**
E, Central Washington State, 6-5, 255.
- LOU HUDSON**
FL, Minnesota, 6-5, 220.

1967

(Drafted 23rd)

- NO CHOICE**
Choice given along with second and two fifths, to Houston for RALPH NEELY.
- NO CHOICE**
NEELY trade.
- PHIL CLARK**
DB, Northwestern, 6-2, 207.
- CURTIS MARKER**
G, Northern Michigan, 6-2, 253.
- (A) NO CHOICE**
Choice and JIM STEFFEN from Washington for BRIG OWENS MITCH JOHNSON & JAKE KUPP; NEELY trade.
- (B) NO CHOICE**
Choice from Cleveland for JOE BOB ISBELL; NEELY trade.
- (C) NO CHOICE**
Choice to Green Bay for HENRY GREMMINGER.
- SIMS STOKES**
E, Northern Arizona, 6-1, 198.
- RAYFIELD WRIGHT**
T, Ft. Valley State, 6-7, 235.
- STEVE LAUB**
QB, Illinois Wesleyan, 6-1, 190.
- BYRON MORGAN**
DB, Findlay (Ohio), 6-3, 212.
- EUGENE BOWEN**
RB, Tennessee A&I, 5-8, 210.
- MASON MITCHELL**
RB, Washington, 6-1, 170.
- AUSTIN DENNEY***
E, Tennessee, 6-2, 225.
- (A) LES SHY**
RB, Long Beach State, 6-1, 200 — Choice from Pittsburgh for LEE FOLKINS.
- (B) CRAIG BAYNHAM***
RB, Georgia Tech, 6-1, 200.
- RONNIE LAMB**
B, South Carolina, 6-2, 216.
- PAT RILEY**
E, Kentucky, 6-2, 205.
- HAROLD DETERS**
K, North Carolina State, 6-0, 200.
- AL KERKIAN**
DE, Akron, 6-6, 235.
- TOM BOYD**
G, Tarleton State, 6-3, 250.
- LEAVIE DAVIS**
DB, Edward Waters College (Florida), 6-4, 210.
- PAUL BROTHERS**
HB, Oregon State, 6-1, 195.

- GEORGE ADAMS**
LB, Morehead State (Kentucky), 6-2, 218.

1968

(Drafted Alternately 20th, 19th, 21st)

- DENNIS HOMAN**
FL, Alabama, 6-1, 181.
 - DAVID McDANIELS**
E, Mississippi Valley, 6-4, 200.
 - (A) NO CHOICE**
Choice to Minnesota for LANCE RENTZEL.
 - (B) ED HARMON**
LB, Louisville, 6-4, 246 — Choice from Chicago for AUSTIN DENNEY and MAC PERCIVAL.
 - (A) NO CHOICE**
Choice to New Orleans for LARRY STEPHENS.
 - (B) JOHN DOUGLAS**
LB, Missouri, 6-2, 215 — Choice from New York for JIM COLVIN.
 - BLAINE NYE**
G, Stanford, 6-4, 255.
 - D. D. LEWIS**
LB, Mississippi State, 6-1, 210.
 - BOB TAUCHER**
T, Nebraska, 6-4, 251.
 - FRANK BROWN**
DE, Albany (Ga.) State, 6-3, 249.
 - KEN KMIEC**
DB, Illinois, 6-2, 187.
 - BEN OLISON**
FL, Kansas, 6-1, 170.
 - RON SHOTTS**
RB, Oklahoma, 6-0, 206.
 - WILSON WHITTY**
LB, Boston University, 6-3, 224.
 - CARTER LORD**
TE, Harvard, 6-2, 214.
 - RON WILLIAMS**
DB, West Virginia, 6-2, 190.
 - TOMMY LUNEFORD**
P, Auburn, 6-2, 202.
 - LARRY COLE**
DE, Hawaii, 6-5, 250.
 - GEORGE NORGREN**
RB, Houston, 6-0, 200.
- ## 1969
- ### (Drafted Alternately 24th, 23rd, 22nd)
- CALVIN HILL**
RB, Yale, 6-3, 230.
 - RICHMOND FLOWERS**
WR, Tennessee, 6-0, 183.
 - (A) TOM STINCIC**
LB, Michigan, 6-2, 226.
 - (B) HALVOR HAGEN**
DE, Weber State, 6-5, 250 — Choice from San Francisco for HAROLD HAYS.
 - NO CHOICE**
Choice to New Orleans for DAVE SIMMONS.
 - (A) NO CHOICE**
Choice to Baltimore for ANDY STYNCHULA.
 - (B) CHUCK KYLE**
LB, Purdue, 6-1, 220 — Choice from Los Angeles for COY BACON.
 - RICH SHAW**
FL, Arizona State, 6-4, 205.
 - LARRY BALES**
WR, Emory & Henry, 5-11, 185.

8. **ELMER BENHARDT**
LB, Missouri, 6-2, 200.
9. **CLAXTON WELCH**
RB, Oregon, 5-11, 200.
10. **STUART GOTTLIEB**
G, Weber State, 6-5, 250.
11. **CLARENCE WILLIAMS**
DT, Prairie View A & M, 6-5, 250.
12. **BOB BELDEN**
QB, Notre Dame, 6-2, 210.
13. **RENE MATISON**
WR, New Mexico, 6-0, 185.
14. **GERALD LUTRI**
T, Northern Michigan, 6-4, 256.
15. **BILL JUSTUS**
DB, Tennessee, 6-1, 180.
16. **FLOYD KERR**
DB, Colorado State, 6-3, 195.
17. **BILL BAILEY**
DT, Lewis & Clark, 6-4, 260.

1970

(Drafted 23rd)

1. **DUANE THOMAS**
RB, West Texas, 6-1, 220.
2. (A) **BOB ASHER**
T, Vanderbilt, 6-5, 250 — Choice from Chicago for CRAIG BAYNHAM and PHIL CLARK.
2. (B) **MARGENE ADKINS**
WR, Henderson J. C., 5-10, 183.
3. (A) **CHARLIE WATERS**
CB, Clemson, 6-1, 193 — Choice from Houston through Cleveland for JERRY RHOME.
3. (B) **STEVE KINER**
LB, Tennessee, 6-1, 220 — Choice from Cleveland for JERRY RHOME.
3. (C) **DENTON FOX**
S, Texas Tech, 6-2, 205.
4. **JOHN FITZGERALD**
T, Boston College, 6-4, 265.
5. **NO CHOICE**
Choice to St. Louis for BOBBY JOE CONRAD.
6. **PAT TOOMAY**
DE, Vanderbilt, 6-5, 230.
7. **DON ABBEY**
LB, Penn State, 6-2, 252.
8. **JERRY DOSSEY**
G, Arkansas, 6-4, 244.
9. **ZENON ANDRUSZYHN**
K, UCLA, 6-2, 212.
10. **PETE ATHAS**
S, Dade J. C., 6-0, 186.
11. **IVAN SOUTHERLAND**
DT, Clemson, 6-4, 246.
12. **JOE WILLIAMS**
RB, Wyoming, 6-1, 193.
13. **MARK WASHINGTON**
CB, Morgan State, 5-11, 183.
14. **JULIAN MARTIN**
WR, North Carolina Central, 6-3, 190.
15. **KEN DeLONG**
TE, Tennessee, 6-2, 223.
16. **SEABERN HILL**
CB, Arizona State, 6-2, 195.
17. **GLENN PATTERSON**
C, Nebraska, 6-3, 220.

1971

(Drafted 25th)

1. **TODY SMITH**
DE, Southern California, 6-5, 250.

2. **ISAAC THOMAS**
CB, Bishop, 6-2, 190.
3. (A) **SAM SCARBER**
RB, New Mexico, 6-2, 235 — Choice from St. Louis for JOHN WILBUR.
3. (B) **BILL GREGORY**
DE, Wisconsin, 6-5, 240.
4. (A) **JOE CARTER**
TE, Grambling, 6-3, 219 — Choice from New Orleans for WILLIE TOWNES.
4. (B) **BUDDY MITCHELL**
T, Mississippi, 6-5, 232.
5. **RON KADZIEL**
LB, Stanford, 6-3, 215.
6. **STEVE MAIER**
WR, Northern Arizona, 6-3, 192.
7. **BILL GRIFFIN**
T-G, Catawba, 6-5, 250.
8. **RON JESSIE**
WR, Kansas, 6-0, 183.
9. **HONOR JACKSON**
WR, Pacific, 6-2, 190.
10. **RODNEY WALLACE**
DT, New Mexico, 6-5, 260.
11. **ERNEST BONWELL**
LB, Lane College, 6-4, 225.
12. **STEVE GOEPEL**
QB, Colgate, 6-1½, 200.
13. **JAMES FORD**
RB, Texas Southern, 6-0, 200.
14. **TYRONE COUEY**
DB, Utah State, 6-1½, 194.
15. **BOB YOUNG**
TE, Delaware, 6-5, 250.
16. **JOHN BRENNAN**
T, Boston College, 6-2½, 260.
17. **JOHN BOMER**
C, Memphis State, 6-3, 230.

1972

(Drafted 26th)

1. **BILL THOMAS**
RB, Boston College, 6-2, 225.
2. (A) **ROBERT NEWHOUSE**
RB, Houston, 5-10, 202 — Choice from New England for HALVOR HAGEN and HONOR JACKSON.
2. (B) **JOHN BABINECZ**
LB, Villanova, 6-1, 222 — Choice from New Orleans for MARGENE ADKINS.
2. (C) **CHARLES McKEE**
WR, Arizona, 6-2, 199.
3. (A) **MIKE KELLER**
LB, Michigan, 6-4, 221 — Choice from New England for HALVOR HAGEN and HONOR JACKSON.
3. (B) **MARV BATEMAN**
P-K, Utah, 6-4, 213.
4. (A) **TIM KEARNEY**
LB, Northern Michigan, 6-2, 225 — Choice from New Orleans for JOE WILLIAMS.
4. (B) **ROBERT WEST**
WR, San Diego State, 6-4, 218 — Choice from New England for STEVE KINER.
4. (C) **CHARLES ZAPIEC**
LB, Penn State, 6-2, 222 — Choice from Detroit for RON JESSIE.
4. (D) **NO CHOICE**
Choice to New Orleans for DON TALBERT.

5. NO CHOICE

Choice to San Diego for TONY LISICIO.

6. CHARLES BOLDEN

DB, Iowa, 6-3, 195.

7. NO CHOICE

Choice to Chicago for LEE ROY CAFFEY.

8. RALPH COLEMAN

LB, North Carolina A&T, 6-4, 216.

9. ROY BELL

RB, Oklahoma, 5-10, 208.

10. RICHARD AMMAN

DE, Florida State, 6-5, 234.

11. LONNIE LEONARD

T-G, North Carolina A&T, 6-4, 244.

12. JIMMY HARRIS

WR, Ohio State, 5-10, 180.

13. JEAN FUGETT

TE, Amherst, 6-3, 219.

14. ALAN THOMPSON

RB, Wisconsin, 6-0, 225.

15. CARLOS ALVAREZ

WR, Florida, 5-10, 184.

16. GORDON LONGMIRE

QB, Utah, 6-1, 205.

17. ALFONSO CAIN

DT, Bethune-Cookman, 6-3, 271.

1973

(Drafted Alternately 20th, 22nd and 21st)

1. BILLY JOE DuPREE

TE, Michigan State, 6-4, 225.

2. (A) GOLDEN RICHARDS

WR, Hawaii, 6-0, 172 — Choice from Green Bay for RON WIDBY and IKE THOMAS.

2. (B) NO CHOICE

Choice to Chicago as compensation for signing JACK CONCANNON.

3. (A) HARVEY MARTIN

DT, East Texas State, 6-5, 262 — Choice from Houston through New Orleans for TOM STINCIC.

3. (B) NO CHOICE

Choice to New England for RON SELLERS.

4. DRANE SCRIVENER

DE, Tulsa, 6-0, 176.

5. BRUCE WALTON

T, UCLA, 6-6, 251.

6. BOB LEYEN

G, Yale, 6-4, 256.

7. RODRIGO BARNES

LB, Rice, 6-1, 215.

8. DAN WERNER

QB, Michigan State, 6-4, 195.

9. MIKE WHITE

CB, Minnesota, 6-0, 196.

10. CARL JOHNSON

LB, Tennessee, 6-1, 225.

11. GERALD CASWELL

G, Colorado State, 6-4, 250.

12. JIM ARNESON

G, Arizona, 6-3, 236.

13. JOHN SMITH

WR, UCLA, 6-1, 187.

14. BOB THORNTON

G-C, North Carolina, 6-3, 234.

15. WALT BAISY

LB, Grambling, 6-2, 222.

16. **JOHN CONLEY**
TE, Hawaii, 6-2, 228.
17. **LES STRAYHORN**
RB, East Carolina, 5-10, 205.

1974

(Drafted Alternately 22nd, 21st, 20th and 23rd)

1. (A) **ED JONES**
DE, Tennessee State, 6-8, 260
— Choice from Houston for **TOBY SMITH** and **BILLY PARKS**.
1. (B) **CHARLES YOUNG**
RB, North Carolina State, 6-1, 215.
2. **NO CHOICE**
Choice and **RON SELLERS** to **Miami** for **OTTO STOWE**.
3. (A) **DANNY WHITE**
QB, Arizona State, 6-2, 180 —
Choice from Houston for **TOBY SMITH** and **BILLY PARKS**.
3. (B) **CALVIN PETERSON**
LB, UCLA, 6-3, 218.
4. (A) **KEN HUTCHERSON**
LB, Livingston State, 6-1, 214
— Choice from Oakland for **GLOSTER RICHARDSON**.
4. (B) **ANDY ANDRADE**
RB-DB, Northern Michigan, 5-11, 193.
5. **JOHN KELSEY**
T, Missouri, 6-6, 226.
6. **JIM BRIGHT**
DB, UCLA, 6-1, 210.
7. **RAYMOND NESTER**
LB, Michigan State, 6-2, 224.
8. **MIKE HOLT**
DB, Michigan State, 5-11, 176.
9. **BILL DULIN**
T, Johnson C. Smith, 6-6, 244.
10. **DENNIS MORGAN**
DB, Western Illinois, 5-11, 203.
11. **HARVEY MCGEE**
WR, Southern Mississippi, 6-2, 209.
12. **KEITH BOBO**
QB, Southern Methodist, 6-3, 195.
13. **FRED LIMA**
K, Colorado, 5-9, 202.
14. **DOUG RICHARDS**
DB, Brigham Young, 6-4, 185.
15. **BRUCE CRAFT**
DT, Geneva, Pa., 6-4, 232.
16. **GENE KILLIAN**
T, Tennessee, 6-4, 225.
17. **LAWRIE SKOLROOD**
T, North Dakota, 6-5, 230.

1975

(Drafted 18th)

1. (A) **RANDY WHITE**
DE, Maryland, 6-4, 250. — Choice from N. Y. Giants for **CRAIG MORTON**.
1. (B) **THOMAS HENDERSON**
LB, Lanston, 6-2, 214.
2. **BURTON LAWLESS**
G, Florida, 6-4, 253.
3. **BOB BREUNIG**
LB, Arizona State, 6-2, 236.
4. (A) **PAT DONOVAN**
DE, Stanford, 6-5, 240 — Choice from Houston for **MIKE MONTGOMERY**.

4. (B) **RANDY HUGHES**
DB, Oklahoma, 6-4, 209.
5. (A) **KYLE DAVIS**
C, Oklahoma, 6-3, 240 — Choice from Green Bay for **JACK CON-CANNON**.
5. (B) **NO CHOICE**
Choice to Cincinnati for **CLINT LONGLEY**.
6. **ROLLY WOOLSEY**
DB, Boise State, 6-1, 175.
7. **MICHAEL HEGMAN**
LB, Tennessee State, 6-4, 220.
8. **MITCH HOOPES**
P, Arizona, 6-0, 210.
9. **ED JONES**
DB, Rutgers, 6-0, 193.
10. **DENNIS BOOKER**
RB, Millersville State, 6-1, 235.
11. **GREG KRPALEK**
C, Oregon State, 6-5, 242.
12. **CHUCK BLAND**
DB, Cincinnati, 5-11, 188.
13. **HERBERT SCOTT**
G, Virginia Union, 6-2, 248.
14. **SCOTT LAIDLAW**
RB, Stanford, 6-0, 206.
15. **WILLIE HAMILTON**
RB, Arizona, 5-11, 182.
16. **PETE CLARK**
TE, Colorado State, 6-4, 234.
17. **JIM TESTERMAN**
TE, Dayton, 6-5, 225.

1976

(Drafted 27th)

1. **AARON KYLE**
DB, Wyoming, 5-11, 183.
2. (A) **JIM JENSEN**
RB, Iowa, 6-4, 226 — Choice from N.Y. Giants for **CRAIG MORTON**.
2. (B) **JIM EIDSON**
G, Mississippi St., 6-4, 253.
3. (A) **DUKE FERGERSON**
WR, San Diego St., 6-1, 186 — Choice from San Francisco for **BOB HAYES**.
3. (B) **JOHN SMITH**
RB, Boise State, 6-0, 191 — Choice from Denver for **OTTO STOWE**.
3. (C) **BUTCH JOHNSON**
WR, UC-Riverside, 6-1, 175.
4. **TOM RAFFERTY**
G, Penn State, 6-3, 248.
5. **WALLY PESUIT**
T, Kentucky, 6-4, 260.
6. **GREG MCGUIRE**
T, Indiana, 6-3, 255.
7. (A) **GREG SCHAUM**
DT, Michigan State, 6-4, 246 — Choice from San Diego for **KEN HUTCHERSON**.
7. (B) **DAVID WILLIAMS**
RB, Colorado, 6-2, 210.
8. **HENRY LAWS**
DB, South Carolina, 5-10, 171.
9. **BEASLEY REECE**
DB, North Texas, 6-1, 193.
10. **LEROY COOK**
DE, Alabama, 6-4, 212.
11. **CORNELIUS GREEN**
QB, Ohio, 5-11, 170.
12. **CHARLES McSHANE**
LB, Cal Lutheran, 6-2, 211.
13. **MARK DRISCOLL**
QB, Colorado St., 6-1, 184.

14. **LARRY MUSHINSKIE**
TE, Nebraska, 6-3, 217.
15. **DALE CURRY**
LB, UCLA, 6-2, 222.
16. **RICH COSTANZO**
T, Nebraska, 6-4, 260.
17. **STAN WOODFILL**
K, Oregon, 6-0, 190.

1977

(Drafted Alternately 24th, 25th and 26th)

1. **TONY DORSETT**
RB, Pittsburgh, 5-11, 192 — Choice from Seattle for **Cow-boys'** first-round choice and three second-round choices.
2. **GLENN CARANO**
QB, Nevada-Las Vegas, 6-3, 195 — Choice from Seattle for **DUKE FERGERSON**.
3. (A) **TONY HILL**
WR, Stanford, 6-2, 196 — Choice from Philadelphia for **JOHN NILAND**.
3. (B) **VAL BELCHER**
G, Houston, 6-3, 250.
4. **GUY BROWN**
LB, Houston, 6-4, 215.
5. **ANDY FREDERICK**
OL, New Mexico, 6-6, 241.
6. **JIM COOPER**
T, Temple, 6-5, 252.
7. **DAVID STALLS**
DT, Northern Colorado, 6-4, 236.
8. (A) **AL CLEVELAND**
DL, Pacific, 6-4, 246 — Choice from San Diego for **MITCH HOOPES**.
8. (B) **FRED WILLIAMS**
RB, Arizona State, 5-10, 189.
9. **MARK CANTRELL**
C, North Carolina, 6-3, 252.
10. **STEVE DeBERG**
QB, San Jose State, 6-2, 205.
11. **TON WARDLOW**
DE, Washington, 6-6, 230.
12. **GREG PETERS**
OL, California, 6-5, 257.

1978

(Drafted 28th)

1. **LARRY BETHEA**
DL, Michigan State, 6-5, 258.
2. **TODD CHRISTENSEN**
RB-TE, Brigham Young, 6-3, 224.
3. **DAVID HUDGENS**
OL, Oklahoma, 6-5, 245.
4. **ALOIS BLACKWELL**
RB, Houston, 5-11, 194.
5. **RICH ROSEN**
G, Syracuse, 6-3, 242.
6. **HAROLD RANDOLPH**
LB, East Carolina, 6-1, 191.
7. **TOM RANDALL**
DT, Iowa State, 6-5, 248.
8. **HOMER BUTLER**
WR, UCLA, 6-1, 184.
9. **RUSS WILLIAMS**
DB, Tennessee, 6-1, 197.
10. **BARRY TOMASETTI**
OL, Iowa, 6-3, 249.
11. **DENNIS THURMAN**
S, Southern Cal, 5-11, 172.
12. **LEE WASHBURN**
OL, Montana State, 6-6, 253.

Cowboys Honors

PRO BOWL

- 1961—Jim Doran, WR (1st appearance).
1962—Dick Bielski, TE (1); Don Perkins, RB (1).
1963—Don Bishop, CB (1); Eddie LeBaron, QB (1); Bob Lilly, DE (1); Don Perkins, RB (2); Jerry Tubbs, LB (1).
1964—Sam Baker, K (1); Lee Folkins, TE (1); Don Perkins, RB (3).
1965—Bob Lilly, DT (2); Mel Renfro, S (1).
1966—Cornell Green, CB (1); Mel Renfro, S (2); Chuck Howley, LB (1); George Andrie, DE (1); Bob Lilly, DT (3); Bob Hayes, WR (1).
1967—George Andrie, DE (2); Cornell Green, CB (2); Bob Hayes, WR (2); Chuck Howley, LB (2); Bob Lilly, DT (4); Dave Manders, C (1); Don Meredith, QB (1); Don Perkins, RB (4); Mel Renfro, S (3).
1968—George Andrie, DE (3); Cornell Green, CB (3); Bob Hayes, WR (3); Chuck Howley, LB (3); Lee Roy Jordan, LB (1); Bob Lilly, DT (5); Ralph Neely, T (1); Don Perkins, RB (5); Mel Renfro, S (4).
1969—George Andrie, DE (4); Chuck Howley, LB (4); Lee Roy Jordan, LB (2); Bob Lilly, DT (6); Don Meredith, QB (2); John Niland, G (1); Don Perkins, RB (6); Mel Renfro, S (5).
1970—George Andrie, DE (5); Calvin Hill, RB (1); Chuck Howley, LB (5); Lee Roy Jordan, LB (3); Bob Lilly, DT (7); Ralph Neely, T (2); John Niland, G (2); Mel Renfro, S (6).
1971—Bob Lilly, DT (8); John Niland, G (3); Mel Renfro, CB (7).
1972—Bob Lilly, DT (9); John Niland, G (4); Mel Renfro, CB (8); Cornell Green, S (4); Rayfield Wright, T (1); Roger Staubach, QB (1); Ron Widby, P (1); Chuck Howley, LB (6); Duane Thomas (1, injured).
1973—Bob Lilly, DT (10, injured); Mel Renfro, CB (9); Cornell Green, S (5); John Niland, G (5); Calvin Hill, RB (2); Rayfield Wright, T (2); Walt Garrison (1).
1974—Mel Renfro, CB (10); John Niland, G (6); Rayfield Wright, T (3); Bob Lilly, DT (11, injured); Lee Roy Jordan, LB (4, injured); Calvin Hill, RB (3, injured).
1975—Lee Roy Jordan, LB (5); Rayfield Wright, T (4); Calvin Hill, RB (4); Cliff Harris, S (1); Blaine Nye, G (1); Drew Pearson, WR (1).
1976—Cliff Harris, S (2); Rayfield Wright, T (5).
1977—Billy Joe DuPree, TE (1); Cliff Harris, S (3); Harvey Martin, DE (1); Blaine Nye, G (2); Drew Pearson, WR (2); Roger Staubach, QB (2); Charlie Waters, S (1); Rayfield Wright, T (6).
1978—Billy Joe DuPree, TE (2); Cliff Harris, S (4); Efren Herrera, K (1); Harvey Martin, DE (2); Drew Pearson, WR (3); Roger Staubach, QB (3); Charlie Waters, S (2); Randy White, DT (1).

ALL-PRO

- 1962—Don Perkins, RB (1), (AP, NEA); Jerry Tubbs, LB (1), (Sporting News).
1963—Chuck Howley, LB (1), (Sporting News).
1964—Frank Clarke, TE-WR (1), (AP); Bob Lilly, DT (1), (AP, UPI, NEA); Jim Ridlon, DB (1), (Sporting News).
1965—Bob Lilly, DT (2), (AP, UPI, NEA, Sporting News); Mel Renfro, S (1), (NEA, Sporting News); Bob Hayes, WR (1), (Sporting News).
1966—Bob Hayes, WR (2), (AP, UPI, NEA, Sporting News); Bob Lilly, DT (3), (AP, UPI, NEA, Sporting News); Chuck Howley, LB (2), (AP, UPI, NEA); Cornell Green, CB (1), (AP, NEA, Sporting News); Dan Reeves, RB (1), (Sporting News); Ralph Neely, T (1), (Sporting News); Lee Roy Jordan, LB (1), (Sporting News).
1967—George Andrie, DE (1), (Sporting News); Cornell Green, CB (2), (NEA, UPI, AP, Sporting News); Bob Hayes, WR (3), (Sporting News); Chuck Howley, LB (3), (AP, Sporting News); Bob Lilly, DT (4), (NEA, UPI, AP, Sporting News); Ralph Neely, T (2), (UPI, AP, Sporting News); Mel Renfro, S (2), (Sporting News).
1968—Cornell Green, CB (3), (NEA); Bob Hayes, WR (4), (AP); Chuck Howley, LB (4), (AP, NEA); Bob Lilly, DT (5), (AP, UPI, NEA); Ralph Neely, T (3), (AP, UPI, NEA).
1969—Cornell Green, CB (4), (UPI); Calvin Hill, RB (1), (AP, UPI); Chuck Howley, LB (5), (AP, UPI, NEA); Bob Lilly, DT (6), (AP, NEA); Ralph Neely, T (4), (AP, UPI, NEA); John Niland, G (1), (AP); Mel Renfro, S (3), (NEA).
1970—Chuck Howley, LB (6), (PFWA, AP).
1971—Bob Lilly, DT (7), (AP, PFWA, NEA); Mel Renfro, CB (4), (NEA); John Niland, G (2), (AP, PFWA); Rayfield Wright, T (1), (AP, PFWA).
1972—Rayfield Wright, T (2), (PFWA, AP, UPI, NEA); John Niland, G (3), (AP); Blaine Nye, G (1), (NEA).
1973—Mel Renfro, CB (5), (NEA, PFWA); Rayfield Wright, T (3), (AP, PFWA); Lee Roy Jordan, LB (2), (NEA, PFWA); Calvin Hill, RB (2), (PFWA).
1974—Drew Pearson, WR (1), (AP, PFWA).

1975—Cliff Harris, S (1), (NEA); Rayfield Wright, T (4), (NEA).
 1976—Cliff Harris, S (2), (AP, NEA, PFWA); Drew Pearson, WR (2), (AP, PFWA).
 1977—Cliff Harris, S (3); (AP, NEA, PFWA); Efen Herrera, K (1), (AP, NEA, PFWA); Harvey Martin, DE (1), (AP, NEA, PFWA); Drew Pearson, WR (3), (AP, NEA, PFWA); Charlie Waters, S (1), (PFWA).

1977 All-NFL Team

(Selected by Associated Press, Newspaper Enterprise Association,
and Professional Football Writers Association)

OFFENSE

DREW PEARSON, DALLAS (AP, NEA, PFWA)	WIDE RECEIVER
Nat Moore, Miami (AP, PFWA)	Wide Receiver
Cliff Branch, Oakland (NEA)	Wide Receiver
Dave Casper, Oakland (AP, NEA, PFWA)	Tight End
Dan Dierdorf, St. Louis (AP, NEA, PFWA)	Tackle
Art Shell, Oakland (AP, NEA, PFWA)	Tackle
Joe Delamielleure, Buffalo (AP, NEA, PFWA)	Guard
Gene Upshaw, Oakland (AP, PFWA)	Guard
Larry Little, Miami (PFWA)	Guard
John Hannah, New England (NEA)	Guard
Jim Langer, Miami (AP, NEA, PFWA)	Center
Bob Griese, Miami (AP, NEA, PFWA)	Quarterback
Franco Harris, Pittsburgh (AP, NEA, PFWA)	Running Back
Walter Payton, Chicago (AP, NEA, PFWA)	Running Back
Billy Johnson, Houston (AP, PFWA)	Kick & Punt Returner

DEFENSE

HARVEY MARTIN, DALLAS (AP, NEA, PFWA)	DEFENSIVE END
Lyle Alzado, Denver (AP, PFWA)	Defensive End
Claude Humphrey, Atlanta (NEA)	Defensive End
Cleveland Elam, San Francisco (AP, NEA, PFWA)	Defensive Tackle
Louis Kelcher, San Diego (NEA)	Defensive Tackle
Larry Brooks, Los Angeles (PFWA)	Defensive Tackle
Joe Greene, Pittsburgh (AP)	Defensive Tackle
Randy Gradishar, Denver (AP)	Middle Linebacker
Bill Bergey, Philadelphia (NEA, PFWA)	Middle Linebacker
Jack Ham, Pittsburgh (AP, NEA, PFWA)	Linebacker
Tom Jackson, Denver (AP, PFWA)	Linebacker
Robert Brazile, Houston (NEA)	Linebacker
Rolland Lawrence, Atlanta (AP, PFWA)	Cornerback
Roger Wehrli, St. Louis (AP, NEA)	Cornerback
Monte Jackson, Los Angeles (PFWA)	Cornerback
Mel Blount, Pittsburgh (NEA)	Cornerback
CLIFF HARRIS, DALLAS (AP, NEA, PFWA)	SAFETY
Ken Houston, Washington (NEA)	Safety
Bill Thompson, Denver (AP)	Safety
CHARLIE WATERS, DALLAS (PFWA)	SAFETY
EFREN HERRERA, DALLAS (AP, NEA, PFWA)	KICKER
Ray Guy, Oakland (AP, NEA, PFWA)	Punter

Cowboys on Radio

The Cowboys again in 1978 will have the largest radio network in the National Football League as Mutual Broadcasting System begins its first season of broadcasting Cowboys games around the U. S. With KRLD Radio of Dallas serving as the flagship station, Mutual's Dallas Cowboys Network will be carried over 200 stations in 14 states. Play-by-play broadcasters Verne Lundquist and Frank Glibier will be joined by color man Brad Sham for the broadcasts. In addition, Mutual will carry all Cowboys games in Spanish via the Dallas Cowboys Spanish Radio Network.

Cowboys on the Road

Team and Publicist's Itinerary

(Subject to Slight Changes)

DENVER (Saturday, Aug. 12, 1 p.m. MDT). Arrive via charter Friday. Stay at Stouffer's Denver Inn (303/321-3333). Return to Thousand Oaks after the game, breaking camp on Friday, Aug. 18.

Publicist — Arrives Tuesday at Stouffer's Denver Inn.

N.Y. GIANTS (Sunday, Sept. 10, 12 noon EDT). Arrive via Braniff charter Saturday. Stay at Meadowlands Hilton (201/348-6900).

Publicist — Arrives Tuesday at Meadowlands Hilton.

LOS ANGELES (Sunday, Sept. 17, 1 p.m. PDT). Arrive via Braniff charter Saturday. Stay at Century Plaza Hotel (213/277-2000).

Publicist — Arrives Tuesday at Century Plaza.

WASHINGTON (Monday, Oct. 2, 9 p.m. EDT). Arrive via Braniff charter Sunday. Stay at Crystal City Marriott (703/521-5500).

Publicist — Arrives Tuesday at Crystal City Marriott.

ST. LOUIS (Sunday, Oct. 15, 1 p.m. CDT). Arrive via Braniff charter Saturday. Stay at Breckenridge Inn (314/421-1176).

Publicist — Arrives Tuesday at Breckenridge Inn.

MIAMI (Sunday, Nov. 5, 4 p.m. EST). Arrive via Braniff charter Saturday. Stay at Sonesta Beach Hotel (305/361-2021).

Publicist — Arrives Tuesday at Sonesta Beach.

GREEN BAY @ MILWAUKEE (Sunday, Nov. 12, 1 p.m. CST). Arrive via Braniff charter Saturday. Stay at Marriott Inn (414/786-1100).

Publicist — Arrives Tuesday at Marriott Inn.

PHILADELPHIA (Sunday, Dec. 10, 1 p.m. EST). Arrive via Braniff charter Saturday. Stay at Cherry Hill Hyatt House (609/662-3131).

Publicist — Arrives Tuesday at Cherry Hill Hyatt House.

N.Y. JETS (Sunday, Dec. 17, 1 p.m. EST). Arrive via Braniff charter Saturday. Stay at Marriott's Essex House (212/247-0300).

Publicist — Arrives Tuesday at Essex House.

THE OPPONENTS



PAT DONOVAN, BILL BERGY (EAGLES)

Baltimore Colts ★ the Opponent

Sept. 4 at Dallas

OFFICE Executive Plaza III
 Hunt Valley, Md. 21031
 PRESIDENT Robert Irsay
 PUBLIC RELATIONS Jim Husbands
 Office Phone 301/667-4400
 Home Phone 301/628-2519
 COLORS Royal Blue, White and Silver
 MEMORIAL STADIUM ... 60,000 Capacity

— SERIES HISTORY —

(Baltimore Leads Series, 4-3)

Year	Site	Winner-Score	Att.
1960	Dallas	Balt., 45-7	25,500
1966*	Miami	Balt., 35-3	65,569
1967	Balt.	Balt., 23-17	60,238
1969	Dallas	Dallas, 27-10	63,191
1970†	Miami	Balt., 16-13	80,055
1972	Balt.	Dallas, 21-0	58,992
1976	Dallas	Dallas, 30-27	64,237

*Playoff Bowl

†Super Bowl Jan. 17, 1971



Lydell Mitchell



MARCHIBRODA



JONES

1977 RECORD — Won 10, Lost 4; All-Time Record (25 seasons) — Won 196, Lost 132, Tied 6.

HEAD COACH — Ted Marchibroda, 4th season (31-11); Assistants — Maxie Baughan, Dick Bielski, George Boutselis, Whitey Dovell, Ralph Hawkins, Ed Khayat.

1977 TEAM LEADERS

RUSHING

	Att.	Yds.	Avg.	TD
Lydell Mitchell	301	1159	3.9	3
Ron Lee	84	346	4.1	3
Roosevelt Leaks	59	237	4.0	3

PASSING

	Att.	Comp.	Yds.	TD	Int.
Bert Jones	393	224	2686	17	11

RECEIVING

	No.	Yds.	Avg.	TD
Lydell Mitchell	71	620	8.7	4
Don McCauley	51	495	9.7	2
Raymond Chester	31	556	17.9	3

1977 Results

(10-4)	
29 @ Seattle	14
20 @ N.Y. Jets	12
17 Buffalo	14
45 Miami	28
17 @ Kansas City	6
3 @ New England	17
31 Pittsburgh	21
10 Washington	3
31 @ Buffalo	13
33 N.Y. Jets	12
13 @ Denver	27
6 @ Miami	17
10 Detroit	13
30 New England	24
295	221

1978 Schedule

Sept. 4—@ DALLAS
Sept. 10—Miami
Sept. 18—@ N. Eng.
Sept. 24—@ Buffalo
Oct. 1—Philadelphia
Oct. 8—@ St. Louis
Oct. 15—N.Y. Jets
Oct. 22—Denver
Oct. 29—@ Miami
Nov. 6—Washington
Nov. 12—@ Seattle
Nov. 19—Cleveland
Nov. 26—N. England
Dec. 3—@ N.Y. Jets
Dec. 9—@ Pittsburgh
Dec. 17—Buffalo

New York Giants ★ the Opponent

Sept. 10 at New York
Oct. 8 at Dallas

OFFICE Giants Stadium
East Rutherford, N. J. 07073
PRESIDENT Wellington T. Mara
PUBLIC RELATIONS Ed Croke
Office Phone 201/935-8111
Home Phone 914/631-1631
COLORS Blue, Red and White
GIANTS STADIUM 76,500 Capacity

— SERIES HISTORY —

(Dallas Leads Series, 22-9-2)

Year	Site	Winner-Score	Att.
1960	New York	Tie, 31-31	55,033
1961	Dallas	New York, 31-10	41,500
1961	New York	Dallas, 17-16	60,254
1962	Dallas	New York, 41-10	45,668
1962	New York	New York, 41-31	62,694
1963	New York	New York, 37-21	62,889
1963	Dallas	New York, 34-27	29,635
1964	Dallas	Tie, 13-13	33,225
1964	New York	Dallas, 31-21	63,031
1965	Dallas	Dallas, 31-2	59,366
1965	New York	Dallas, 38-20	62,871
1966	Dallas	Dallas, 52-7	60,010
1966	New York	Dallas, 17-7	62,735
1967	Dallas	Dallas, 38-24	66,209
1968	Dallas	New York, 27-21	72,163
1968	New York	Dallas, 28-10	62,617
1969	Dallas	Dallas, 25-3	58,964
1970	Dallas	Dallas, 28-10	57,236
1970	New York	New York, 23-20	62,938
1971	Dallas	Dallas, 20-13	68,378
1971	New York	Dallas, 42-14	62,815
1972	New York	Dallas, 23-14	62,725
1972	Dallas	New York, 23-3	64,602
1973	Dallas	Dallas, 45-28	64,898
1973	N. Haven	Dallas, 23-10	70,128
1974	Dallas	New York, 14-6	46,353
1974	N. Haven	Dallas, 21-7	61,191
1975	New York	Dallas, 13-7	56,511
1975	Dallas	Dallas, 14-3	53,329
1976	New York	Dallas, 24-14	76,042
1976	Dallas	Dallas, 9-3	58,870
1977	Dallas	Dallas, 41-21	64,215
1977	New York	Dallas, 24-10	74,532



McVAY



MENDENHALL

1977 RECORD — Won 5, Lost 9; All-Time Record (53 seasons) — Won 350, Lost 278, Tied 30.

HEAD COACH — John McVay, 3rd season (8-13-0); Assistants — Jay Fry, Joe Galat, Bob Gibson, Lindy Infante, Dick Modzelowski, John Symank, Allan Webb.

1977 TEAM LEADERS

RUSHING

	Att.	Yds.	Avg.	TD
Bob Hammond	154	577	3.7	3
Doug Kotar	132	480	3.6	2
Larry Csonka	134	464	3.5	1

PASSING

	Att.	Comp.	Yds.	TD	Int.
Joe Pisarcik	241	103	1346	4	14
Jerry Golsteyn	70	31	416	2	8

RECEIVING

	No.	Yds.	Avg.	TD
Jimmy Robinson	22	422	19.2	3
Johnny Perkins	20	279	14.0	0
Bob Hammond	19	136	7.2	0

1977 Results

(5-9)	
20	Washington 17
21	@ Dallas 41
3	@ Atlanta 17
10	Philadelphia 28
20	San Francisco 17
17	@ Washington 6
0	@ St. Louis 28
10	DALLAS 24
10	@ Tampa Bay 0
7	Cleveland 21
13	@ Cincinnati 30
27	St. Louis 7
14	@ Philadelphia 17
9	Chicago (OT) 12
181	265

1978 Schedule

Sept. 2—@ T. Bay
Sept. 10—DALLAS
Sept. 17—Kansas City
Sept. 24—S. Francisco
Oct. 1—@ Atlanta
Oct. 8—@ DALLAS
Oct. 15—Tampa Bay
Oct. 22—Washington
Oct. 29—@ N. Orleans
Nov. 5—@ St. Louis
Nov. 12—@ Wash.
Nov. 19—Philadelphia
Nov. 26—@ Buffalo
Dec. 3—Los Angeles
Dec. 10—St. Louis
Dec. 17—@ Phila.

Los Angeles Rams ★ the Opponent

Sept. 17 at Los Angeles

OFFICE10271 West Pico Blvd.
 Los Angeles, Calif. 90064
 PRESIDENTCarroll Rosenbloom
 PUBLIC RELATIONSJerry Wilcox
 Office Phone213/277-4700
 Home Phone714/894-0920
 COLORSRoyal Blue, Gold and White
 L.A. MEMORIAL COLISEUM 71,039 Capacity



ALLEN



McCUTCHEON

— SERIES HISTORY —

(Los Angeles Leads Series, 6-5)

Year	Site	Winner-Score	Att.
1960	Dallas	L.A., 38-13	16,000
1962	L.A.	Dallas, 27-17	26,907
1967	Dallas	L.A., 35-13	75,229
1969	L.A.	L.A., 24-23	79,105
1969*	Miami	L.A., 31-0	31,151
1971	Dallas	Dallas, 28-21	66,595
1973	L.A.	L.A., 37-31	81,428
1973†	Dallas	Dallas, 27-16	64,291
1975	Dallas	Dallas, 18-7	49,091
1975‡	L.A.	Dallas, 37-7	84,483
1976†	Dallas	L.A., 14-12	62,436

*Playoff Bowl

†Divisional Playoff Game

‡NFC Championship Game



Jack Youngblood

1977 RECORD — Won 10, Lost 4; All-Time Record (40 seasons) Won 268, Lost 217, Tied 20.

HEAD COACH — George Allen (6th season with Rams, 1st year of second tenure following seven seasons with Washington, overall 116-47-5); Assistants — Bud Carson, Max Coley, Clyde Evans, Jack Faulkner, Bill Hickman, Paul Lanham, Frank Lauterbur, Ray Malavasi, Lionel Taylor, LaVern Torgeson, Charlie Waller.

1977 TEAM LEADERS

RUSHING

	Att.	Yds.	Avg.	TD
L. McCutcheon	294	1238	4.2	7
John Cappelletti	178	598	3.4	5
Wendell Tyler	61	317	5.2	3

PASSING

	Att.	Comp.	Yds.	TD	Int.
Pat Haden	216	122	1551	11	6
Joe Namath	107	50	606	3	5
V. Ferragamo	15	9	83	2	0

RECEIVING

	No.	Yds.	Avg.	TD
Harold Jackson	48	666	13.9	6
Terry Nelson	31	401	12.9	3
John Cappelletti	28	228	8.1	1

1977 Results

6	(10-4)	17
20	@ Atlanta	0
34	San Francisco	14
23	@ Chicago	24
14	New Orleans	7
35	Minnesota	3
26	@ N. Orleans	27
31	Tampa Bay	0
24	@ Green Bay	6
23	@ S. Francisco	10
9	@ Cleveland	0
20	Oakland	14
23	Atlanta	7
14	@ Washington	17
302		146

1978 Schedule

Sept. 3	@ Phila.
Sept. 10	Atlanta
Sept. 17	DALLAS
Sept. 24	@ Houston
Oct. 1	@ N. Orleans
Oct. 8	S. Francisco
Oct. 15	@ Minn.
Oct. 22	N. Orleans
Oct. 30	@ Atlanta
Nov. 5	Tampa Bay
Nov. 12	Pittsburgh
Nov. 19	@ S. Fran.
Nov. 26	@ Cleve.
Dec. 3	@ Giants
Dec. 11	Cincinnati
Dec. 17	Green Bay

St. Louis Cardinals ★ the Opponent

Sept. 24 at Dallas
Oct. 15 at St. Louis

OFFICE200 Stadium Plaza
St. Louis, Mo. 63102

MANAGING GENERAL

PARTNERWilliam V. Bidwell

PUBLIC RELATIONSKevin Byrne

Office Phone314/421-0777

Home Phone314/389-6021

COLORS ..Cardinal Red, White and Black

BUSCH STADIUM51,392 Capacity

— SERIES HISTORY —

(Dallas Leads Series, 17-14-1)

Year	Site	Winner-Score	Att.
1960	St. Louis	St. Louis, 12-10	23,128
1961	Dallas	St. Louis, 31-17	20,500
1961	St. Louis	St. Louis, 31-13	15,384
1962	Dallas	St. Louis, 28-24	16,027
1962	St. Louis	St. Louis, 52-20	14,201
1963	Dallas	St. Louis, 34-7	36,432
1963	St. Louis	Dallas, 28-24	12,695
1964	Dallas	St. Louis, 16-6	36,605
1964	St. Louis	Dallas, 31-13	28,253
1965	St. Louis	St. Louis, 20-13	32,034
1965	Dallas	Dallas, 27-13	38,499
1966	St. Louis	Tie, 10-10	50,673
1966	Dallas	Dallas, 31-17	76,965
1967	Dallas	Dallas, 46-21	68,787
1968	Dallas	Dallas, 27-10	48,296
1969	Dallas	Dallas, 24-3	62,134
1970	St. Louis	St. Louis, 20-7	50,780
1970	Dallas	St. Louis, 38-0	69,323
1971	St. Louis	Dallas, 16-13	50,486
1971	Dallas	Dallas, 31-12	66,672
1972	Dallas	Dallas, 33-24	65,218
1972	St. Louis	Dallas, 27-6	49,787
1973	Dallas	Dallas, 45-10	64,729
1973	St. Louis	Dallas, 30-3	43,946
1974	St. Louis	St. Louis, 31-28	49,885
1974	Dallas	Dallas, 17-14	64,146
1975	Dallas	Dallas, 37-31	52,417
1975	St. Louis	St. Louis, 31-17	49,701
1976	St. Louis	St. Louis, 21-17	50,317
1976	Dallas	Dallas, 19-14	62,498
1977	St. Louis	Dallas, 30-24	50,129
1977	Dallas	St. Louis, 24-17	64,038



WILKINSON



GRAY

1977 RECORD — Won 7, Lost 7; All-Time Record (56 seasons) — Won 285, Lost 359, Tied 36.

HEAD COACH — Bud Wilkinson, 1st season; Assistants — Tom Bettis, Pete Elliott, Rudy Feldman, Harry Gilmer, Fred Glick, Jim Hanifan, Jerry Thompson.

1977 TEAM LEADERS

RUSHING

	Att.	Yds.	Avg.	TD
Terry Metcalf	149	739	5.0	4
Wayne Morris	165	661	4.0	8
Jim Otis	99	334	3.4	2

PASSING

	Att.	Comp.	Yds.	TD	Int.
Jim Hart	355	186	2542	13	20

RECEIVING

	No.	Yds.	Avg.	TD
Ike Harris	40	547	13.7	3
Mel Gray	38	782	20.6	5
Terry Metcalf	34	403	11.9	2

1977 Results

	(7-7)	
0	@ Denver	7
16	Chicago	13
14	@ Washington	24
24	DALLAS	30
21	@ Philadelphia	17
49	New Orleans	31
28	N.Y. Giants	0
27	@ Minnesota	7
24	@ DALLAS	17
21	Philadelphia	16
14	MIAMI	55
7	@ N.Y. Giants	27
20	Washington	26
7	@ Tampa Bay	17
272		287

1978 Schedule

Sept. 3	@ Chicago
Sept. 10	N. England
Sept. 17	Washington
Sept. 24	@ DALLAS
Oct. 1	@ Miami
Oct. 8	Baltimore
Oct. 15	DALLAS
Oct. 22	@ N.Y. Jets
Oct. 29	@ Phila.
Nov. 5	N.Y. Giants
Nov. 12	@ S. Fran.
Nov. 19	@ Wash.
Nov. 26	Philadelphia
Dec. 3	Detroit
Dec. 10	@ Giants
Dec. 17	Atlanta

Washington Redskins ★ the Opponent

Oct. 2 at Washington
Nov. 23 at Dallas

OFFICE P.O. Box 17247
Washington, D.C. 20041
PRESIDENT ... Edward Bennett Williams
PUBLIC RELATIONS Joe Blair
Office Phone 703/471-9100
Home Phone 301/589-6883
COLORS Burgundy and Gold
RFK MEMORIAL STADIUM 54,398 Capacity

— SERIES HISTORY — (Dallas Leads Series, 20-14-2)

Year	Site	Winner-Score	Att.
1960	Wash.	Wash., 26-14	21,142
1961	Dallas	Tie, 28-28	17,500
1961	Wash.	Wash., 34-24	21,451
1962	Dallas	Tie, 35-35	15,730
1962	Wash.	Dallas, 38-10	49,888
1963	Wash.	Wash., 21-17	40,101
1963	Dallas	Dallas, 35-20	18,838
1964	Dallas	Dallas, 24-18	25,158
1964	Wash.	Wash., 28-16	49,219
1965	Dallas	Dallas, 27-7	61,577
1965	Wash.	Wash., 34-31	50,205
1966	Wash.	Dallas, 31-30	50,927
1966	Dallas	Wash., 34-31	64,198
1967	Wash.	Dallas, 17-14	50,566
1967	Dallas	Wash., 27-20	75,538
1968	Wash.	Dallas, 44-24	50,816
1968	Dallas	Dallas, 29-20	66,076
1969	Wash.	Dallas, 41-28	50,474
1969	Dallas	Dallas, 20-10	56,924
1970	Wash.	Dallas, 45-21	50,415
1970	Dallas	Dallas, 34-0	57,936
1971	Dallas	Wash., 20-16	72,000
1971	Wash.	Dallas, 13-0	53,041
1972	Wash.	Wash., 24-20	53,039
1972	Dallas	Dallas, 34-24	65,136
1972*	Wash.	Wash., 26-3	53,129
1973	Wash.	Wash., 14-7	54,314
1973	Dallas	Dallas, 27-7	64,458
1974	Wash.	Wash., 28-21	54,395
1974	Dallas	Dallas, 24-23	63,243
1975	Wash.	Wash, 30-24 (OT)	55,004
1975	Dallas	Dallas, 31-10	61,091
1976	Wash.	Dallas, 20-7	55,004
1976	Dallas	Wash., 27-14	59,916
1977	Dallas	Dallas, 34-16	62,115
1977	Wash.	Dallas, 14-7	55,031

*NFC Championship Game



PARDEE



HOUSTON

1977 RECORD — Won 9, Lost 5; All-Time Record (41 seasons) — Won 254, Lost 235, Tied 21.

HEAD COACH — Jack Pardee, 1st season with Washington following 3 seasons with Chicago (20-22); Assistants — Bob Bowser, Ray Callahan, George Dickson, John Hilton, Richie Petitbon, Doc Urich, Joe Walton.

1977 TEAM LEADERS

	RUSHING			
	Att.	Yds.	Avg.	TD
Mike Thomas	228	806	3.5	3
Clarence Harmon	94	310	3.3	0
Calvin Hill	69	257	3.7	0

	PASSING			
	Att.	Comp.	Yds.	TD Int.
Bill Kilmer	201	99	1187	8 7
Joe Theismann	182	84	1097	7 9

	RECEIVING			
	No.	Yds.	Avg.	TD
Jean Fugett	36	631	17.5	5
Frank Grant	34	480	14.1	3
Mike Thomas	28	245	8.8	2

1977 Results		1978 Schedule	
(8-5)			
17	@ N.Y. Giants 20	Sept. 3	@ N. England
10	Atlanta 6	Sept. 10	-Philadelphia
24	St. Louis 14	Sept. 17	@ St. Louis
10	@ Tampa Bay 0	Sept. 24	-N.Y. Jets
16	@ DALLAS 34	Oct. 2	-DALLAS
6	N.Y. Giants 17	Oct. 8	@ Detroit
23	Philadelphia 17	Oct. 15	@ Phila.
3	@ Baltimore 10	Oct. 22	@ Giants
17	@ Philadelphia 14	Oct. 29	-S. Francisco
10	Green Bay 9	Nov. 6	@ Baltimore
7	DALLAS 14	Nov. 12	-N.Y. Giants
10	@ Buffalo 0	Nov. 19	-St. Louis
26	@ St. Louis 20	Nov. 23	@ DALLAS
17	Los Angeles 14	Dec. 3	-Miami
196	189	Dec. 10	@ Atlanta
		Dec. 16	-Chicago

Philadelphia Eagles ★ the Opponent

Oct. 22 at Dallas

Dec. 10 at Philadelphia

OFFICE Veterans Stadium
Philadelphia, Pa. 19148
PRESIDENT Leonard H. Tose
PUBLIC RELATIONS Jim Gallagher
Office Phone 215/463-2500
Home Phone 215/279-7989
COLORS ... Kelly Green, White and Silver
VETERANS STADIUM 66,052 Capacity

— SERIES HISTORY —

(Dallas Leads Series, 23-12)

Year	Site	Winner-Score	Att.
1960	Dallas	Phil., 27-25	18,500
1961	Dallas	Phil., 43-7	25,000
1961	Phil.	Phil., 35-13	60,127
1962	Dallas	Dallas, 41-19	18,645
1962	Phil.	Phil., 28-14	58,070
1963	Phil.	Phil., 24-21	60,671
1963	Dallas	Dallas, 27-20	23,694
1964	Dallas	Phil., 17-14	55,972
1964	Phil.	Phil., 24-14	60,671
1965	Dallas	Phil., 35-24	56,249
1965	Phil.	Dallas, 21-19	54,714
1966	Dallas	Dallas, 56-7	69,372
1966	Phil.	Phil., 24-23	60,658
1967	Phil.	Phil., 21-14	60,740
1967	Dallas	Dallas, 38-17	55,834
1968	Phil.	Dallas, 45-13	60,858
1968	Dallas	Dallas, 34-14	72,083
1969	Phil.	Dallas, 38-7	60,658
1969	Dallas	Dallas, 49-14	71,509
1970	Phil.	Dallas, 17-7	59,728
1970	Dallas	Dallas, 21-17	55,736
1971	Phil.	Dallas, 42-7	65,358
1971	Dallas	Dallas, 20-7	60,178
1972	Dallas	Dallas, 28-6	55,850
1972	Phil.	Dallas, 28-7	65,720
1973	Phil.	Phil., 30-16	65,954
1973	Dallas	Dallas, 31-10	61,985
1974	Phil.	Phil., 13-10	64,088
1974	Dallas	Dallas, 31-24	43,586
1975	Phil.	Dallas, 20-17	64,889
1975	Dallas	Dallas, 27-17	57,893
1976	Dallas	Dallas, 27-7	54,052
1976	Phil.	Dallas, 26-7	55,072
1977	Phil.	Dallas, 16-10	65,507
1977	Dallas	Dallas, 24-14	60,289



VERMEIL



JAWORSKI

1977 RECORD — Won 5, Lost 9; All-Time Record (45 seasons) — Won 224, Lost 317, Tied 22.

HEAD COACH — Dick Vermeil, 3rd season (9-19-0); Assistants — Chuck Bednarik, Fred Bruney, Marion Campbell, Chuck Clausen, Dick Coury, Bill Davis, Ken Iman, Bill McPherson, Duane Putnam, Johnny Roland.

1977 TEAM LEADERS

RUSHING

	Att.	Yds.	Avg.	TD
Mike Hogan	155	546	3.5	0
Tom Sullivan	125	363	2.9	0
James Betterson	62	233	3.8	1

PASSING

	Att.	Comp.	Yds.	TD	Int.
Ron Jaworski	346	166	2183	18	21

RECEIVING

	No.	Yds.	Avg.	TD
Harold Carmichael	46	665	14.5	7
Charles Smith	33	464	14.1	4
Keith Krepfle	27	530	19.6	3

1977 Results

(5-9)	
13 Tampa Bay	3
0 @ Los Angeles	20
13 @ Detroit	17
28 @ N.Y. Giants	10
17 St. Louis	21
10 DALLAS	16
17 @ Washington	23
28 New Orleans	7
14 Washington	17
16 @ St. Louis	21
6 @ New England	14
14 @ DALLAS	24
17 N.Y. Giants	14
27 N.Y. Jets	0
220	207

1978 Schedule

Sept. 3—Los Angeles
Sept. 10—@ Wash.
Sept. 17—N. Orleans
Sept. 24—Miami
Oct. 1—@ Baltimore
Oct. 8—@ N. England
Oct. 15—Washington
Oct. 22—@ DALLAS
Oct. 29—St. Louis
Nov. 5—Green Bay
Nov. 12—N.Y. Jets
Nov. 19—@ Giants
Nov. 26—@ St. Louis
Dec. 3—@ Minnesota
Dec. 10—DALLAS
Dec. 17—N.Y. Giants

Minnesota Vikings ★ the Opponent

Oct. 26 at Dallas

OFFICE7110 France Ave., South Edina, MN 55435
 PRESIDENTMax Winter
 PUBLIC RELATIONSMerrill Swanson
 Office Phone612/920-4805
 Home Phone612/473-4407
 COLORSPurple, White and Gold
 METROPOLITAN STADIUM 48,446 Capacity

— SERIES HISTORY — (Dallas Leads Series, 8-3)

Year	Site	Winner-Score	Att.
1961	Dallas	Dallas, 21-7	20,500
1961	Minn.	Dallas, 28-0	33,070
1966	Dallas	Dallas, 28-17	64,116
1968	Dallas	Dallas, 20-7	47,644
1970	Minn.	Minn., 54-13	47,900
1971*	Minn.	Dallas, 20-12	49,100
1973†	Dallas	Minn., 27-10	64,524
1974	Dallas	Minn., 23-21	57,847
1975*	Minn.	Dallas, 17-14	48,341
1977	Minn.	Dallas, 16-10(OT)	47,678
1977†	Dallas	Dallas, 23-6	61,968

*Divisional Playoff Game
 †NFC Championship Game



Chuck Foreman



GRANT



SIEMON

1977 RECORD — Won 9, Lost 5; All-Time Record (17 seasons) — Won 136, Lost 94, Tied 8.

HEAD COACH — Bud Grant, 11th season (107-43-4); Assistants — Jerry Burns, Bob Hollway, Bus Mertes, John Michels, Jocko Nelson, Murry Warmath.

1977 TEAM LEADERS

RUSHING

	Att.	Yds.	Avg.	TD
Chuck Foreman	270	1112	4.1	6
Brent McClanahan	95	324	3.4	1
Sammy Johnson	55	217	3.9	2

PASSING

	Att.	Comp.	Yds.	TD	Int.
Fran Tarkenton	258	155	1734	9	14
Bob Lee	72	42	522	4	4
Tommy Kramer	57	30	425	5	4

RECEIVING

	No.	Yds.	Avg.	TD
Ahmad Rashad	51	681	13.4	2
Sammy White	41	760	18.5	9
Chuck Foreman	38	308	8.1	3

1977 Results

	(9-5)
10	DALLAS (OT) 16
9	@ Tampa Bay 3
19	Green Bay 7
14	Detroit 7
22	Chicago (OT) 16
3	@ Los Angeles 35
14	@ Atlanta 7
7	St. Louis 27
42	Cincinnati 10
7	@ Chicago 10
13	@ Green Bay 6
28	San Francisco 27
13	@ Oakland 35
30	@ Detroit 21
231	227

1978 Schedule

Sept. 3	@ N. Orleans
Sept. 11	Denver
Sept. 17	-Tampa Bay
Sept. 25	@ Chicago
Oct. 1	@ Tampa Bay
Oct. 8	@ Seattle
Oct. 15	-Los Angeles
Oct. 22	-Green Bay
Oct. 26	@ DALLAS
Nov. 5	-Detroit
Nov. 12	-Chicago
Nov. 19	-San Diego
Nov. 26	@ G. Bay
Dec. 3	-Philadelphia
Dec. 9	@ Detroit
Dec. 17	@ Oakland

Miami Dolphins ★ the Opponent

Nov. 5 at Miami


OFFICE 330 Biscayne Boulevard
Miami, Fla. 33132
PRESIDENT Joseph Robbie
PUBLIC RELATIONS Bob Kearney
Office Phone 305/379-1851
Home Phone 305/757-0495
COLORS Aqua, White and Orange
ORANGE BOWL 75,450 Capacity

— SERIES HISTORY —

(All-Time Series Tied, 1-1)

Year	Site	Winner-Score	Att.
1971*	N. Orleans	Dallas, 24-3	81,035
1973	Dallas	Miami, 14-7	64,100

*Super Bowl VI, Jan. 16, 1972



Nat Moore



SHULA



GRIESE

1977 RECORD — Won 10, Lost 4; All-Time Record (12 seasons) — Won 98, Lost 67, Tied 3.

HEAD COACH — Don Shula, 15 years overall, 71-23-4 with Baltimore (7 seasons), 83-28-1 with Miami (8 seasons); Assistants — Bill Arnsparger, Tom Keane, John Sandusky, Mike Scarry, Howard Schnellenberger, Carl Taseff.

1977 TEAM LEADERS

RUSHING

	Att.	Yds.	Avg.	TD
Benny Malone	129	615	4.8	5
Gary Davis	126	533	4.2	2
Leroy Harris	91	417	4.6	4

PASSING

	Att.	Comp.	Yds.	TD	Int.
Bob Griese	307	180	2252	22	13
Don Strock	4	2	12	0	1

RECEIVING

	No.	Yds.	Avg.	TD
Nat Moore	52	765	14.7	12
Duriel Harris	34	601	17.7	5
Norm Bulaich	25	180	7.2	0

1977 Results

13	@ Buffalo	0
19	@ S. Francisco	15
27	Houston	7
28	@ Baltimore	45
21	N.Y. Jets	17
31	Seattle	14
13	San Diego	14
14	N.Y. Jets	10
17	New England	5
17	@ Cincinnati	23
55	@ St. Louis	14
17	Baltimore	6
10	@ N. England	14
31	Buffalo	14
313		198

1978 Schedule

Sept. 3	@ N.Y. Jets
Sept. 10	@ Balt.
Sept. 17	Buffalo
Sept. 24	@ Phila.
Oct. 1	St. Louis
Oct. 9	Cincinnati
Oct. 15	@ S. Diego
Oct. 22	@ N. Eng.
Oct. 29	Baltimore
Nov. 5	DALLAS
Nov. 12	@ Buffalo
Nov. 20	@ Houston
Nov. 26	N.Y. Jets
Dec. 3	@ Wash.
Dec. 10	Oakland
Dec. 18	N. England

Green Bay Packers ★ the Opponent

Nov. 12 at Milwaukee

OFFICE1265 Lombardi Ave.
Green Bay, Wis. 54303
PRESIDENTDominic Olejniczak
PUBLIC RELATIONSChuck Lane
Office Phone414/494-2351
Home Phone414/866-2545
COLORSGreen and Gold
LAMBEAU FIELD
(Green Bay)56,267 Capacity
MILWAUKEE COUNTY
STADIUM47,823 Capacity

— SERIES HISTORY —

(Green Bay Leads Series, 8-1)

Year	Site	Winner-Score	Att.
1960	Green Bay	Gr. Bay, 41-7	32,294
1964	Dallas	Gr. Bay, 45-21	44,975
1965	Milw.	Gr. Bay, 13-3	48,311
1966*	Dallas	Gr. Bay, 34-27	75,504
1967*	Green Bay	Gr. Bay, 21-17	50,861
1968	Dallas	Gr. Bay, 28-17	74,604
1970	Dallas	Dallas, 16-3	67,182
1972	Milw.	Gr. Bay, 16-14	47,103
1975	Dallas	Gr. Bay, 19-17	64,934

*NFL Championship Game



Barty Smith



STARR



DICKEY

1977 RECORD — Won 4, Lost 10; All-Time Record (59 seasons) — Won 420, Lost 283, Tied 34.

HEAD COACH — Bart Starr (4th season, 13-29); Assistants — Zeke Bartkowski, Lew Carpenter, Dick Corrick, Bill Curry, Burt Gustafson, Dave Hanner, Dick LeBeau, Bob Lord.

1977 TEAM LEADERS

RUSHING

	Att.	Yds.	Avg.	TD
Barty Smith	166	554	3.3	2
Eric Torkelson	103	309	3.0	1
Nathan Simpson	60	204	3.4	0

PASSING

	Att.	Comp.	Yds.	TD	Int.
Lynn Dickey	220	113	1346	5	14
D. Whitehurst	105	50	634	1	7

RECEIVING

	No.	Yds.	Avg.	TD
Barty Smith	37	340	9.2	1
Steve Odum	27	441	16.3	3
Ollie Smith	22	357	16.2	0

1977 Results

(4-10)	
24	@ N. Orleans 20
10	Houston 16
7	@ Minnesota 19
7	Cincinnati 17
6	@ Detroit 10
13	@ Tampa Bay 0
0	Chicago 26
10	@ Kansas City 20
6	Los Angeles 24
9	@ Washington 10
6	Minnesota 13
10	Detroit 9
10	@ Chicago 21
16	S. Francisco 14
134	219

1978 Schedule

Sept. 3	@ Detroit
Sept. 10	-N.O.-Milw.
Sept. 17	-Oakland
Sept. 24	@ S. Diego
Oct. 1	-Detroit-Milw.
Oct. 8	-Chicago
Oct. 15	-Seattle-Milw.
Oct. 22	@ Minnesota
Oct. 29	-Tampa Bay
Nov. 5	@ Phila.
Nov. 12	-DALLAS-Milw.
Nov. 19	@ Denver
Nov. 26	-Minnesota
Dec. 3	@ T. Bay
Dec. 10	@ Chicago
Dec. 17	@ L.A.

New Orleans Saints ★ the Opponent

Nov. 19 at Dallas


OFFICE944 St. Charles Ave.
New Orleans, La. 70130
PRESIDENTJohn W. Mecom, Jr.
PUBLIC RELATIONSJerry Wynn
Office Phone504/524-1421
Home Phone504/834-8146
COLORSOld Gold, Black and White
SUPERDOME74,472 Capacity

— SERIES HISTORY — (Dallas Leads Series, 7-1)

Year	Site	Winner-Score	Att.
1967	Dallas	Dallas, 14-10	52,562
1967	N. O.	Dallas, 27-10	83,437
1968	N. O.	Dallas, 17-3	84,728
1969	N. O.	Dallas, 21-17	79,567
1969	Dallas	Dallas, 33-17	68,282
1971	N. O.	N. O., 24-14	83,088
1973	Dallas	Dallas, 40-3	53,972
1976	N. O.	Dallas, 24-6	61,413



Tony Galbreath



NOLAN



MANNING

1977 RECORD — Won 3, Lost 11; All-Time Record (11 seasons) — Won 39, Lost 110, Tied 3.

HEAD COACH — Dick Nolan, 1st season with New Orleans following eight years at San Francisco (54-53-5); Assistants — Ed Beard, Whitey Campbell, Chet Franklin, Ed Hughes, Lamar McHan, Tom Pratt, Dick Stanfel.

1977 TEAM LEADERS

RUSHING

	Att.	Yds.	Avg.	TD
Chuck Muncie	201	811	4.0	6
Tony Galbreath	168	644	3.8	3
Archie Manning	39	270	6.9	5

PASSING

	Att.	Comp.	Yds.	TD	Int.
A. Manning	205	113	1284	8	9
Bobby Scott	82	36	516	3	8

RECEIVING

	No.	Yds.	Avg.	TD
Tony Galbreath	41	265	6.5	0
Henry Childs	33	514	15.6	9
Don Herrmann	31	586	18.9	0

1977 Results

	(3-11)	
20	Green Bay	24
19	@ Detroit	23
42	@ Chicago	24
0	San Diego	14
7	@ Los Angeles	14
31	@ St. Louis	49
27	Los Angeles	26
7	@ Philadelphia	28
7	S. Fran. (OT)	10
21	Atlanta	20
17	@ S. Francisco	20
13	N.Y. Jets	16
14	Tampa Bay	33
7	@ Atlanta	35
232		336

1978 Schedule

Sept. 3	— Minnesota
Sept. 10	— G.B. @ Mil.
Sept. 17	— Philadelphia
Sept. 24	— @ Cinci.
Oct. 1	— Los Angeles
Oct. 8	— Cleveland
Oct. 15	— @ S. Fran.
Oct. 22	— @ L.A.
Oct. 29	— N. Y. Giants
Nov. 5	— @ Pittsburgh
Nov. 12	— Atlanta
Nov. 19	— @ DALLAS
Nov. 26	— @ Atlanta
Dec. 3	— S. Francisco
Dec. 10	— Houston
Dec. 17	— @ T. Bay

New England Patriots ★ the Opponent

Dec. 3 at Dallas

OFFICE Schaefer Stadium
 Foxboro, Mass. 02035
 PRESIDENT William H. Sullivan, Jr.
 PUBLIC RELATIONS Pat Horne
 Office Phone 617/543-7911
 Home Phone 617/339-8522
 COLORS Red, Blue and White
 SCHAEFER STADIUM 61,279 Capacity

— SERIES HISTORY —
 (Dallas Leads Series, 2-0)

Year	Site	Winner-Score	Att.
1971	Dallas	Dallas, 44-21	65,708
1975	N. Eng.	Dallas, 34-31	60,905



FAIRBANKS



FRANCIS

1977 RECORD — Won 9, Lost 5; All-Time Record (18 seasons) — Won 109, Lost 134, Tied 9.

HEAD COACH — Chuck Fairbanks, 6th season (35-35); Assistants — Ernie Adams, Raymond Berry, Hank Bullough, Ron Erhardt, John Polonchek, Jim Ringo, Fritz Shurmur, Charlie Sumner, Tom Yewcic.

1977 TEAM LEADERS

RUSHING

	Att.	Yds.	Avg.	TD
Sam Cunningham	270	1015	3.8	4
Don Calhoun	198	727	3.7	4
Ike Forte	62	157	2.5	2

PASSING

	Att.	Comp.	Yds.	TD	Int.
Steve Grogan	305	160	2162	17	21

RECEIVING

	No.	Yds.	Avg.	TD
Sam Cunningham	42	370	8.8	1
Darryl Stingley	39	657	16.8	5
Stanley Morgan	21	443	21.1	3



Sam Cunningham

1977 Results

21	Kansas City	17
27	@ Cleveland	30
27	@ N.Y. Jets	30
31	Seattle	0
24	@ San Diego	20
17	Baltimore	3
24	N.Y. Jets	13
14	Buffalo	24
5	@ Miami	17
20	@ Buffalo	7
14	Philadelphia	6
16	@ Atlanta	10
14	Miami	10
24	@ Baltimore	30
278		217

1978 Schedule

Sept. 3—	Washington
Sept. 10—	@ St. Louis
Sept. 18—	Baltimore
Sept. 24—	@ Oakland
Oct. 1—	San Diego
Oct. 8—	Philadelphia
Oct. 15—	@ Cincinnati
Oct. 22—	Miami
Oct. 29—	N. Y. Jets
Nov. 5—	@ Buffalo
Nov. 12—	Houston
Nov. 19—	@ N.Y. Jets
Nov. 26—	@ Baltimore
Dec. 3—	@ DALLAS
Dec. 10—	Buffalo
Dec. 18—	@ Miami

New York Jets ★ the Opponent

Dec. 17 at New York

OFFICE 598 Madison Ave.
New York, N. Y. 10022
PRESIDENT Jim Kensil
PUBLIC RELATIONS Frank Ramos
Office Phone 212/421-6600
Home Phone 212/831-8919
COLORS Kelly Green and White
SHEA STADIUM 60,000 Capacity

— SERIES HISTORY — (Dallas Leads Series, 2-0)

Year	Site	Winner-Score	Att.
1971	Dallas	Dallas, 52-10	66,689
1975	New York	Dallas, 31-21	37,279



Wesley Walker



MICHAELS



TODD

1977 RECORD — Won 3, Lost 11; All-Time Record (18 seasons) — Won 106, Lost 140, Tied 6.

HEAD COACH — Walt Michaels, 2nd season (3-11); Assistants — Bob Fry, Joe Gardi, Dan Henning, John Idzik, Bob Ledbetter, John Mazur, Dan Sekonovich.

1977 TEAM LEADERS

RUSHING

	Att.	Yds.	Avg.	TD
Clark Gaines	158	595	3.8	3
Scott Dierking	79	315	4.0	0
Bruce Harper	44	198	4.5	0

PASSING

	Att.	Comp.	Yds.	TD	Int.
Richard Todd	265	133	1863	11	17
Matt Robinson	54	20	310	2	8

RECEIVING

	No.	Yds.	Avg.	TD
Clark Gaines	55	469	8.5	1
Wesley Walker	35	740	21.1	3
Jerome Barkum	26	450	17.3	6

1977 Results

	(3-11)
0	@ Houston 20
12	Baltimore 20
30	New England 27
24	@ Buffalo 19
17	@ Miami 21
27	Oakland 28
13	@ N. England 24
10	Miami 14
0	Seattle 17
12	@ Baltimore 33
20	Pittsburgh 23
16	@ N. Orleans 13
10	Buffalo 14
0	@ Philadelphia 27
191	300

1978 Schedule

Sept. 3	— Miami
Sept. 10	— @ Buffalo
Sept. 17	— Seattle
Sept. 24	— @ Wash.
Oct. 1	— Pittsburgh
Oct. 8	— Buffalo
Oct. 15	— @ Baltimore
Oct. 22	— St. Louis
Oct. 29	— @ N. Eng.
Nov. 5	— @ Denver
Nov. 12	— @ Phila.
Nov. 19	— N. England
Nov. 26	— @ Miami
Dec. 3	— Baltimore
Dec. 10	— @ Cleveland
Dec. 17	— DALLAS

The 1977 Season At A Glance

Cowboys 16, Vikings 10 (OT)

At Bloomington, Minn.,

September 18

DALLAS 0 3 0 7 6-16
MINNESOTA 7 0 0 3 0-10

Vikings — Foreman 18 pass from Tarkenton (Cox kick)

Cowboys — FG Herrera 40

Cowboys — P. Pearson 7 pass from Staubach (Herrera kick)

Vikings — FG Cox 35

Cowboys — Staubach 4 run

Attendance — 47,678

Team Statistics

	Cowboys	Vikings
First Downs	16	20
Total Net Yards	297	286
Net Yards Rushing	131	148
Net Yards Passing	166	138
Passes	18-30	13-32
Passes Intercepted By	3	0
Punts-Average	9-39.1	5-35.9
Fumbles-Lost	3-1	5-2
Penalties-Yards	9-85	6-35

Rushing

Cowboys — P. Pearson, 15 for 63; Newhouse, 10 for 24; Staubach, 4 for 21, 1 touchdown; D. Pearson, 1 for 11; Dorsett, 4 for 11; Laidlaw, 1 for 1.

Vikings — Forman, 22 for 66; Miller, 11 for 41; Johnson, 2 for 29; McClanahan, 3 for 9; Tarkenton, 5 for 3.

Passing

Cowboys — Staubach, 18 of 30 for 196 yards, 1 touchdown.

Vikings — Tarkenton, 13 of 32 for 182 yards, 1 touchdown, 3 interceptions.

Receiving

Cowboys — P. Pearson, 5 for 53, 1 touchdown; DuPree, 4 for 57; D. Pearson, 3 for 30; Richards, 2 for 25; Newhouse, 2 for 18; Laidlaw, 1 for 9; Saldi, 1 for 4.

Vikings — Foreman, 5 for 56, 1 touchdown; Voigt, 4 for 64; Miller, 2 for 38; S. White, 2 for 24.

Cowboys 41, Giants 21

At Dallas, September 25

N.Y. GIANTS 0 7 14 0-21
DALLAS 14 17 3 7-41

Cowboys — Staubach 2 run (Herrera kick)

Cowboys — P. Pearson 10 pass from Staubach (Herrera kick)

Cowboys — Dennison 1 run (Herrera kick)

Cowboys — Dorsett 11 run (Herrera kick)

Giants — Spencer 1 run (Danelo kick)

Cowboys — FG Herrera 37

Giants — Hammond 68 punt return (Danelo kick)

Cowboys — FG Herrera 41

Giants — Kotar 3 run (Danelo kick)

Cowboys — Dorsett 34 run (Herrera kick)

Attendance — 64,215

Team Statistics

	Giants	Cowboys
First Downs	14	25
Total Net Yards	161	444
Net Yards Rushing	69	185
Net Yards Passing	92	259
Passes	10-26	25-36
Passes Intercepted By	0	3
Punts-Average	8-41.3	6-43.1
Fumbles-Lost	3-2	2-1
Penalties	6-54	11-95

Rushing

Giants — Csonka, 9 for 39; Hammond, 6 for 20; Spencer, 5 for 11, 1 touchdown; Kotar, 6 for 0, 1 touchdown; Pisarcik, 1 for minus-1.

Cowboys — Dorsett, 7 for 62, 2 touchdowns; P. Pearson, 8 for 42; Newhouse, 12 for 37; Dennison, 7 for 18, 1 touchdown; Laidlaw, 5 for 13; DuPree, 1 for 7; Brinson, 3 for 5; Staubach, 2 for 1, 1 touchdown.

Passing

Giants — Pisarcik, 9 of 23 for 129 yards, 2 interceptions; Golsteyn, 1 of 3 for 4 yards, 1 interception.

Cowboys — Staubach, 18 of 29 for 235 yards, 1 touchdown; D. White, 3 of 7 for 30 yards.

Receiving

Giants — Robinson, 3 for 27; Tucker, 2 for 24; Perkins, 1 for 54; Bell, 1 for 8; Hammond, 1 for 8; Csonka, 1 for 8; Spencer, 1 for 4.

Cowboys — D. Pearson, 6 for 97; Dorsett, 3 for 36; Laidlaw, 3 for 33; Richards, 2 for 32; DuPree, 2 for 23; Hill, 2 for 21; P. Pearson, 2 for 14, 1 touchdown; Dennison, 1 for 9.

Cowboys 23, Buccaneers 7

At Dallas, October 2

TAMPA BAY 0 7 0 0-7
DALLAS 17 3 3 0-23

Cowboys — FG Herrera 32

Cowboys — Henderson 79 interception return (Herrera kick)

Cowboys — Newhouse 17 run (Herrera kick)

Buccaneers — Wood 37 fumble return (Leavitt kick)

Cowboys — FG Herrera 19
 Cowboys — FG Herrera 20
 Attendance — 55,316

Team Statistics

	Buccaneers	Cowboys
First Downs	10	23
Total Net Yards	163	415
Net Yards Rushing	76	205
Net Yards Passing	87	210
Passes	8-23	15-24
Passes Intercepted By	1	2
Punts-Average	10-41.5	5-43.2
Fumbles-Lost	2-0	2-2
Penalties-Yards	4-25	8-60

Rushing

Buccaneers — Davis, 15 for 30; DuBose, 6 for 23; Carter, 6 for 16; Bell, 3 for 7; Huff, 1 for 2; Williams, 1 for minus-2.

Cowboys — Newhouse, 16 for 73, 1 touchdown; Dorsett, 10 for 72; P. Pearson, 12 for 56; D. Pearson, 1 for 11; Staubach, 3 for minus-7.

Passing

Buccaneers — Huff, 8 of 23 for 107 yards, 2 interceptions.

Cowboys — Staubach, 15 of 24 for 212 yards, 1 interception.

Receiving

Buccaneers — Owens, 4 for 57; Davis, 1 for 30; Williams, 1 for 9; McKay, 1 for 7; Hagins, 1 for 4.

Cowboys — P. Pearson, 5 for 65; DuPree, 3 for 47; D. Pearson, 2 for 39; Saldi, 2 for 17; Johnson, 1 for 20; Dorsett, 1 for 16; Richards, 1 for 8.

Cowboys 30, Cardinals 24

At St. Louis, October 9

DALLAS 3 10 3 14 — 30
 ST. LOUIS 10 7 7 0 — 24

Cardinals — FG Bakken 32

Cowboys — FG Herrera 29

Cardinals — Metcalf 62 run (Bakken kick)

Cowboys — Dorsett 77 run (Herrera kick)

Cardinals — Gray 60 pass from Hart (Bakken kick)

Cowboys — FG Herrera 40

Cowboys — FG Herrera 44

Cardinals — Davis 35 fumble recovery (Bakken kick)

Cowboys — Dorsett 1 run (Herrera kick)

Cowboys — Richards 17 pass from Staubach (Herrera kick)

Attendance — 50,129

Team Statistics

	Cowboys	Cardinals
First Downs	22	15
Total Net Yards	388	320
Net Yards Rushing	264	146

Net Yards Passing	124	174
Passes	18-29	10-34
Passes Intercepted By	2	0
Punts-Average	4-34.3	6-34
Fumbles-Lost	3-2	0-0
Penalties-Yards	9-109	11-166

Rushing

Cowboys — Dorsett, 14 for 141, 2 touchdowns; Newhouse, 12 for 67; P. Pearson, 10 for 46; Staubach, 3 for 10.

Cardinals — Metcalf, 10 for 79, 1 touchdown; Morris, 19 for 78; Otis, 1 for 2; Joyce, 1 for minus-13.

Passing

Cowboys — Staubach, 18 of 29 for 153 yards, 1 touchdown.

Cardinals — Hart, 9 of 32 for 186 yards, 1 touchdown, 2 interceptions; Metcalf, 1 of 2 for 9.

Receiving

Cowboys — D. Pearson, 6 for 55; P. Pearson, 4 for 26; Johnson, 2 for 25; Newhouse, 2 for 13; Richards, 1 for 17, 1 touchdown; Saldi, 1 for 10; Dorsett, 1 for 4; DuPree, 1 for 3.

Cardinals — Gray, 3 for 84, 1 touchdown; Harris, 3 for 52; Cain, 2 for 37; Morris, 2 for 22.

Cowboys 34, Redskins 16

At Dallas, October 16

WASHINGTON 6 7 3 0 — 16
 DALLAS 0 14 6 14 — 34

Redskins — FG Moseley 25

Redskins — FG Moseley 40

Cowboys — Richards 50 pass from

Staubach (Herrera kick)

Cowboys — Newhouse 7 run (Herrera kick)

Redskins — Harmon 1 pass from

Theismann (Moseley kick)

Redskins — FG Moseley 53

Cowboys — FG Herrera 44

Cowboys — FG Herrera 52

Cowboys — D. Pearson 59 pass from

Staubach (Herrera kick)

Cowboys — Newhouse 6 run (Herrera kick)

Attendance — 62,115

Team Statistics

	Redskins	Cowboys
First Downs	12	23
Total Net Yards	116	435
Net Yards Rushing	115	171
Net Yards Passing	1	264
Passes	7-25	16-29
Passes Intercepted By	0	1
Punts-Average	9-42.2	5-30.8
Fumbles-Lost	1-1	4-3
Penalties-Yards	5-38	4-25

Rushing

Redskins — Thomas, 15 for 46; Harmon, 8 for 38; Riggins, 5 for 21; Hill, 2 for 5; Theismann, 2 for 5.

Cowboys — Newhouse, 17 for 71, 2 touchdowns; Dorsett, 19 for 51; Staubach, 3 for 25; P. Pearson, 11 for 24.

Passing

Redskins — Kilmer, 4 of 15 for 45 yards; Theismann, 3 of 10 for 19 yards, 1 touchdown, 1 interception.

Cowboys — Staubach, 15 of 28 for 250 yards, 2 touchdowns; Dorsett, 1 of 1 for 34 yards.

Receiving

Redskins — Taylor, 2 for 32; Grant, 2 for 15; Harmon, 2 for 10, 1 touchdown; Thomas, 1 for 7.

Cowboys — D. Pearson, 6 for 157, 1 touchdown; Richards, 3 for 68, 1 touchdown; Johnson, 2 for 17; Newhouse, 2 for minus-1; P. Pearson, 1 for 19; DuPree, 1 for 14; Saldi, 1 for 10.

Cowboys 16, Eagles 10

At Philadelphia, October 23

DALLAS 0 6 0 10 — 16
PHILADELPHIA 0 7 0 3 — 10

Eagles — Smith 12 pass from Jaworski (Muhlmann kick)

Cowboys — Dorsett 5 run (kick failed)

Cowboys — Waters 17 blocked punt return (Herrera kick)

Cowboys — FG Herrera 18

Eagles — FG Muhlmann 32

Attendance — 65,507

Team Statistics

	Cowboys	Eagles
First Downs	17	14
Total Net Yards	288	185
Net Yards Rushing	151	113
Net Yards Passing	139	72
Passes	15-25	10-23
Passes Intercepted By	2	0
Punts-Average	7-38.4	8-26.5
Fumbles-Lost	0-0	1-1
Penalties-Yards	7-50	2-17

Rushing

Cowboys — Dorsett, 13 for 48, 1 touchdown; Newhouse, 14 for 46; Staubach, 4 for 30; P. Pearson, 9 for 28; Johnson, 1 for minus-3.

Eagles — Sullivan, 13 for 61; Hogan, 16 for 48; Lusk, 2 for 4.

Passing

Cowboys — Staubach, 15 of 25 for 172 yards.

Eagles — Jaworski, 10 of 23 for 104 yards, 1 touchdown, 2 interceptions.

Receiving

Cowboys — D. Pearson, 4 for 54; P. Pearson, 4 for 41; Newhouse, 3 for 53; Richards, 2 for 19; Dorsett, 1 for 4; Johnson, 1 for 1.

Eagles — Krepfle, 3 for 40; Smith, 3 for 28, 1 touchdown; Lusk, 1 for 18;

Carmichael, 1 for 7; Osborne, 1 for 6; Hogan, 1 for 5.

Cowboys 37, Lions 0

At Dallas, October 30

DETROIT 0 0 0 0 — 0
DALLAS 3 20 7 7 — 37

Cowboys — FG Herrera 21

Cowboys — FG Herrera 45

Cowboys — DuPree 14 pass from

Staubach (Herrera kick)

Cowboys — Laidlaw 18 pass from

Staubach (Herrera kick)

Cowboys — FG Herrera 30

Cowboys — Saldi 1 pass from Staubach

(Herrera kick)

Cowboys — Brinson 20 run

Attendance — 63,160

Team Statistics

	Lions	Cowboys
First Downs	7	20
Total Net Yards	120	344
Net Yards Rushing	74	176
Net Yards Passing	46	168
Passes	10-30	16-27
Passes Intercepted By	1	2
Punts-Average	9-34.1	6-39.0
Fumbles-Lost	2-1	0-0
Penalties-Yards	4-20	5-30

Rushing

Lions — King, 8 for 26; Hubbard, 3 for 25; Kane, 2 for 16; Bussey, 3 for 4; Reed, 1 for 3; Landry, 1 for 0.

Cowboys — Dorsett, 13 for 48; Den-nison, 5 for 42; Newhouse, 12 for 35; P. Pearson, 7 for 24; Brinson, 3 for 22, 1 touchdown; Staubach, 2 for 7; Laid-law, 3 for 1; DuPree, 1 for minus-1; D. White, 1 for minus-2.

Passing

Lions — Reed, 6 of 16 for 75 yards, 1 interception; Landry, 4 of 14 for 3 yards, 1 interception.

Cowboys — Staubach, 16 of 25 for 179 yards, 3 touchdowns; D. White, 0 of 2, 1 interception.

Receiving

Lions — Kane, 2 for 30; J. D. Hill, 2 for 21; Jarvis, 2 for 19; King, 2 for 2; Blue, 1 for 9; Bussey, 1 for minus-3.

Cowboys — Dorsett, 5 for 48; P. Pearson, 3 for 36; DuPree, 3 for 28, 1 touchdown; Saldi, 2 for 7, 1 touch-down; D. Pearson, 1 for 26; Laidlaw, 1 for 18, 1 touchdown; Johnson, 1 for 16.

Cowboys 24, Giants 10

At New York, November 6

DALLAS 7 7 7 3 — 24
N.Y. GIANTS 0 3 7 0 — 10

Cowboys — Saldi 8 fumble return (Herrera kick)

Giants — FG Danelo 51
Cowboys — DuPree 5 pass from Staubach (Herrera kick)
Cowboys — Dorsett 1 run (Herrera kick)
Giants — Hammond 1 run (Danelo kick)
Cowboys — FG Herrera 35
Attendance — 74,532

Team Statistics

	Cowboys	Giants
First Downs	13	13
Total Net Yards	254	121
Net Yards Rushing	83	119
Net Yards Passing	171	2
Passes	15-26	6-17
Passes Intercepted By	1	0
Punts-Average	9-35.4	8-46.8
Fumbles-Lost	0-0	2-1
Penalties-Yards	14-113	4-65

Rushing

Cowboys — Newhouse, 11 for 41; Dorsett, 16 for 39, 1 touchdown; P. Pearson, 4 for 3.

Giants — Csonka, 15 for 47; Hammond, 10 for 32, 1 touchdown; Watkins, 7 for 24; Bell, 3 for 13; Piscarcik, 1 for 3.

Passing

Cowboys — Staubach, 14 of 25 for 190 yards, 1 touchdown; D. White, 1 of 1 for 5 yards.

Giants — Piscarcik, 6 of 17 for 61 yards, 1 interception.

Receiving

Cowboys — D. Pearson, 3 for 89; P. Pearson, 3 for 41; DuPree, 3 for 18, 1 touchdown; Richards, 2 for 18; Johnson, 2 for 17; Dorsett, 2 for 12.

Giants — Perkins, 4 for 34; Robinson, 1 for 22; Bell, 1 for 5.

Cardinals 24, Cowboys 17

At Dallas, November 14

ST. LOUIS 3 0 7 14 - 24
DALLAS 0 14 0 3 - 17

Cardinals — FG Bakken 26

Cowboys — Dorsett 1 run (Herrera kick)

Cowboys — DuPree 2 pass from Staubach (Herrera kick)

Cardinals — Morris 1 run (Bakken kick)

Cowboys — FG Herrera 21

Cardinals — Gray 49 pass from Hart (Bakken kick)

Cardinals — Smith 3 pass from Hart (Bakken kick)

Attendance — 64,038

Team Statistics

	Cardinals	Cowboys
First Downs	19	16
Total Net Yards	295	236
Net Yards Rushing	158	156
Net Yards Passing	137	80
Passes	10-24	11-20
Passes Intercepted By	2	1

Punts-Average 6-35.6 6-43.3
Fumbles-Lost 1-1 1-1
Penalties-Yards 3-22 3-53

Rushing

Cardinals — Morris, 21 for 72, 1 touchdown; Metcalf, 15 for 63; Otis, 6 for 19; Jones, 1 for 4.

Cowboys — Newhouse, 12 for 61; Dorsett, 16 for 50, 1 touchdown; Staubach, 3 for 30; P. Pearson, 4 for 12; DuPree, 1 for 3.

Passing

Cardinals — Hart, 10 of 24 for 141 yards, 2 touchdowns, 1 interception.

Cowboys — Staubach, 11 of 20 for 102 yards, 1 touchdown, 2 interceptions.

Receiving

Cardinals — Gray, 3 for 76, 1 touchdown; Metcalf, 3 for 36; Cain, 2 for 27; Smith, 1 for 3; Morris, 1 for minus-1.

Cowboys — D. Pearson, 4 for 45; Dorsett, 3 for 33; Richards, 1 for 11; P. Pearson, 1 for 9; DuPree, 1 for 2, 1 touchdown; Newhouse, 1 for 2.

Steelers 28, Cowboys 13

At Pittsburgh, November 20

DALLAS 6 7 0 0 - 13
PITTSBURGH 0 14 14 0 - 28

Cowboys — Dorsett 13 run (kick blocked)

Steelers — Harris 61 run (Gerela kick)

Cowboys — Saldi 23 pass from Staubach (Herrera kick)

Steelers — Swann 9 pass from Bradshaw (Gerela kick)

Steelers — Stallworth 28 pass from Bradshaw (Gerela kick)

Steelers — Harris 2 run (Gerela kick)

Attendance — 49,761

Team Statistics

	Cowboys	Steelers
First Downs	20	17
Total Net Yards	337	320
Net Yards Rushing	136	228
Net Yards Passing	201	92
Passes	18-36	7-12
Passes Intercepted By	0	2
Punts-Average	8-35.5	6-38.2
Fumbles-Lost	2-0	1-1
Penalties-Yards	8-55	6-65

Rushing

Cowboys — Dorsett, 17 for 73, 1 touchdown; Newhouse, 10 for 63.

Steelers — Harris, 29 for 179, 2 touchdowns; Bleier, 12 for 39; Deloplane, 2 for 7; Thornton, 1 for 2; Bradshaw, 1 for 1; Harrison, 1 for 1; Stallworth, 1 for minus-1.

Passing

Cowboys — Staubach, 18 of 36 for 230 yards, 1 touchdown, 2 interceptions.

Steelers — Bradshaw, 7 of 12 for 106 yards, 2 touchdowns.

Receiving

Cowboys — P. Pearson, 4 for 39; Dorsett, 4 for 37; D. Pearson, 3 for 71; DuPree, 3 for 45; Saldi, 2 for 33, 1 touchdown; Johnson, 1 for 11; Newhouse, 1 for minus-6.

Steelers — Stallworth 4 for 46, 1 touchdown; Bleier, 1 for 30; Cunningham 1 for 21; Swann 1 for 9, 1 touchdown.

Cowboys 14, Redskins 7

At Washington, November 27

DALLAS 0 0 7 7-14

WASHINGTON 0 7 0 0-7

Redskins — Theismann 1 run (Moseley kick)

Cowboys — Richards 4 pass from Staubach (Herrera kick)

Cowboys — Dorsett 1 run (Herrera kick)

Attendance — 55,031

Team Statistics

	Cowboys	Redskins
First Downs	19	18
Total Net Yards	282	334
Net Yards Rushing	150	133
Net Yards Passing	132	201
Passes	10-24	17-35
Passes Intercepted By	1	1
Punts-Average	6-38.3	5-34.8
Fumbles-Lost	1-1	1-0
Penalties-Yards	8-60	11-91

Rushing

Cowboys — Dorsett, 19 for 64, 1 touchdown; Newhouse, 14 for 58; Staubach, 5 for 26; P. Pearson, 1 for 2.

Redskins — Hill, 4 for 44; Theismann, 6 for 35, 1 touchdown; Harmon, 10 for 30; Thomas, 12 for 24.

Passing

Cowboys — Staubach, 10 of 24 for 138 yards, 1 touchdown, 1 interception.

Redskins — 17 of 35 for 231 yards, 1 interception.

Receiving

Cowboys — D. Pearson, 2 for 79; P. Pearson, 2 for 14; Richards, 2 for 4, 1 touchdown; DuPree, 1 for 18; Saldi, 1 for 16; Johnson, 1 for 6; Newhouse, 1 for 0.

Redskins — Grant, 6 for 89; Buggs, 5 for 61; Thomas, 3 for 25; Harmon, 2 for 11; Fugett, 1 for 45.

Cowboys 24, Eagles 14

At Dallas, December 4

PHILADELPHIA ... 0 7 7 0-14

DALLAS 7 7 3 7-24

Cowboys — Dorsett 1 run (Herrera kick)

Eagles — Hogan 51 pass from Jaworski (Mike-Mayer kick)

Cowboys — D. Pearson 16 pass from Staubach (Herrera kick)

Eagles — Carmichael 12 pass from Jaworski (Mike-Mayer kick)

Cowboys — FG Herrera 24

Cowboys — Dorsett 84 run (Herrera kick)

Attendance — 60,289

Team Statistics

	Eagles	Cowboys
First Downs	14	19
Total Net Yards	243	432
Net Yards Rushing	72	268
Net Yards Passing	171	164
Passes	18-32	13-26
Passes Intercepted By	2	2
Punts-Average	9-36.4	5-40.8
Fumbles-Lost	1-0	3-2
Penalties-Yards	5-55	11-65

Rushing

Eagles — Hogan, 6 for 25; Sullivan, 7 for 20; Montgomery, 7 for 15; Jaworski, 3 for 8; Lusk, 2 for 4.

Cowboys — Dorsett, 23 for 206, 2 touchdowns; Newhouse, 14 for 52; P. Pearson, 1 for 6; Brinson, 1 for 3; Staubach, 6 for 2.

Passing

Eagles — Jaworski, 18 of 32 for 199 yards, 2 touchdowns, 2 interceptions.

Cowboys — Staubach, 13 of 26 for 183 yards, 1 touchdown, 2 interceptions.

Receiving

Eagles — Sullivan, 4 for 33; Carmichael, 4 for 25, 1 touchdown; Hogan, 3 for 59, 1 touchdown; Krepfle, 2 for 35; Smith, 2 for 22; Montgomery, 2 for 10; Betterton, 1 for 15.

Cowboys — P. Pearson, 3 for 70; Dorsett, 3 for 24; Newhouse, 3 for 20; D. Pearson, 2 for 29, 1 touchdown; Richards, 1 for 23; DuPree, 1 for 17.

Cowboys 42, 49ers 35

At San Francisco, December 12

DALLAS 0 21 7 14-42

SAN FRANCISCO . 7 7 7 14-35

49ers — Ferrell 1 run (Wersching kick)

Cowboys — Staubach 1 run (Herrera kick)

Cowboys — P. Pearson 36 pass from Staubach (Herrera kick)

49ers — Harrison 10 pass from Plunkett (Wersching kick)

Cowboys — Dorsett 20 pass from Staubach (Herrera kick)

Cowboys — Dorsett 21 run (Herrera kick)

49ers — Washington 27 pass from Plunkett (Wersching kick)

Cowboys — Johnson 22 pass from Staubach (Herrera kick)

49ers — Delvin Williams 1 pass from Plunkett (Wersching kick)
 Cowboys — P. Pearson 3 run (Herrera kick)
 49ers — Seal 47 pass from Plunkett (Wersching kick)
 Attendance — 55,848

Team Statistics

	Cowboys	49ers
First Downs	24	19
Total Net Yards	398	362
Net Yards Rushing	183	93
Net Yards Passing	215	269
Passes	14-19	16-30
Passes Intercepted By	0	0
Punts-Average	3-36.0	5-36.6
Fumbles-Lost	3-0	1-0
Penalties-Yards	4-30	5-38

Rushing

Cowboys — Dorsett, 20 for 92, 1 touchdown; Newhouse, 13 for 48; Staubach, 9 for 23, 1 touchdown; P. Pearson, 3 for 20, 1 touchdown.

49ers — Delvin Williams, 17 for 44; Jackson, 12 for 20; Ferrell, 2 for 13, 1 touchdown; Plunkett, 3 for 10; Dave Williams, 1 for 6.

Passing

Cowboys — Staubach, 14 of 19 for 220 yards, 3 touchdowns.

49ers — Plunkett, 15 of 29 for 263 yards, 4 touchdowns; Wittum, 1 of 1 for 15 yards.

Receiving

Cowboys — D. Pearson, 4 for 61; P. Pearson, 3 for 59, 1 touchdown; Dorsett, 3 for 39, 1 touchdown; DuPree, 2 for 28; Johnson, 1 for 22, 1 touchdown; Saldi, 1 for 11.

49ers — Washington, 5 for 130, 1 touchdown; Delvin Williams, 4 for 29, 1 touchdown; Seal, 2 for 75, 1 touchdown; Harrison, 2 for 16, 1 touchdown; Cline, 1 for 15; T. Mitchell, 1 for 10; Jackson, 1 for 3.

Cowboys 14, Broncos 6

At Dallas, December 18

DENVER 0 0 3 3 — 6
 DALLAS 7 0 7 0 — 14

Cowboys — P. Pearson 22 pass from Staubach (Herrera kick)

Cowboys — Newhouse 7 pass from Staubach (Herrera kick)

Broncos — FG Turner 22

Broncos — FG Turner 37

Attendance — 63,752

Team Statistics

	Broncos	Cowboys
First Downs	12	15
Total Net Yards	178	262

Net Yards Rushing	98	112
Net Yards Passing	80	150
Passes	12-28	15-20
Passes Intercepted By	1	1
Punts-Average	8-37.1	4-47.2
Fumbles-Lost	1-0	2-1
Penalties-Yards	5-35	5-35

Rushing

Broncos — Weese, 6 for 33; Perrin, 6 for 21; Keyworth, 5 for 19; Lytle, 4 for 16; Jensen, 2 for 14; Moses, 1 for minus-5.

Cowboys — Dorsett, 17 for 50; Newhouse, 13 for 45; P. Pearson, 4 for 15; Staubach, 7 for 4; Brinson, 1 for minus-2.

Passing

Broncos — Weese, 10 of 19 for 90 yards; Penrose, 2 of 8 for 18 yards, 1 interception; Morton, 0 of 1.

Cowboys — Staubach, 15 of 20 for 160 yards, 2 touchdowns, 1 interception.

Receiving

Broncos — Dolbin, 5 for 85; Upchurch, 2 for 14; Odoms, 2 for 11; Keyworth, 2 for minus-5; Moses, 1 for 7.

Cowboys — P. Pearson, 6 for 48, 1 touchdown; DuPree, 3 for 47; Dorsett, 3 for 20; D. Pearson, 2 for 38; Newhouse, 1 for 7, 1 touchdown.

1977 Team Statistics

	DALLAS	OPP.
TOTAL FIRST DOWNS	272	205
Rushing	118	88
Passing	136	94
Penalty	18	23
Third Down Efficiency	.90/213	69/207
TOTAL NET YARDS	4812	3213
Avg. Per Game	343.7	229.5
Total Plays	969	880
Avg. Per Play	5.0	3.7
NET YARDS RUSHING	2369	1651
Avg. Per Game	169.2	117.9
Total Rushes	564	457
Avg. Per Rush	4.2	3.6
NET YARDS PASSING	2443	1562
Avg. Per Game	174.5	111.6
Tackled/Yards Lost	33/246	53/429
Gross Yards	2689	1991
Attempts/Completions	372/215	370/154
Pct. of Completions	57.8	41.6
Had Intercepted	10	21
PUNTS/AVERAGE	83/38.7	103/37.1
PUNT RETURNS/AVG.	61/8.9	36/7.8
KICKOFF RETURNS/AVG.	44/24.3	71/22.7
INTERCEPTS/AVG. RET.	21/10.9	10/18.4
PENALTIES/YARDS	106/865	78/731
FUMBLES/BALL LOST	26/14	22/10
TOUCHDOWNS	42	26
Rushing	21	9
Passing	18	14
Returns	3	3
EXTRA POINT/ATMPTS.	39/41	26/26
FIELD GOAL/ATMPTS.	18/29	10/15
TOTAL POINTS	345	212

Dallas Cowboys Final 1977 Statistics

RESULTS AND ATTENDANCE (12-2)

(W) 16 @ Minnesota (OT) ..(47,678) 10
(W) 41 N. Y. GIANTS ..(64,215) 21
(W) 23 TAMPA BAY ..(55,316) 7
(W) 30 @ St. Louis ..(50,129) 24
(W) 34 WASHINGTON ..(62,115) 16
(W) 16 @ Philadelphia ..(65,507) 10
(W) 37 DETROIT ..(63,160) 0
(W) 24 @ N. Y. Giants ..(74,532) 10
(L) 17 ST. LOUIS ..(64,038) 24
(L) 13 @ Pittsburgh ..(49,761) 28
(W) 14 @ Washington ..(55,031) 7
(W) 24 PHILADELPHIA ..(60,289) 14
(W) 42 @ San Francisco ..(55,848) 35
(W) 14 DENVER ..(63,752) 6

SCORE BY QUARTERS

	1	2	3	4	OT	Tot.
COWBOYS	64	129	53	93	6	345
Opponents	33	73	69	37	0	212

FIELD GOALS

	1-19	20-29	30-39	40-49	50+
COWBOYS	2-2	5-7	4-8	6-11	1-1
Opponents	0-0	3-3	4-5	1-4	2-3

Herrera: (40,27M); (37,41,38B); (32,31M, 19, 20); (29, 46M, 40, 44); (44B, 44, 52); (34M,49M,18); (21,45,30); (35); (21); (-); (-); (-); (24); (49M); (38M,35M,28M).

RUSHING

Player	Att.	Yds.	Avg.	Lg.	TD
Dorsett	208	1007	4.8	84t	12
Newhouse	180	721	4.0	29	3
Pearson, P.	89	341	3.8	22	1
Staubach	51	171	3.4	33	3
Dennison	12	60	5.0	17	1
Brinson	8	28	3.5	20t	1
Pearson, D.	2	22	11.0	11	0
Laidlaw	9	15	1.7	8	0
DuPree	3	9	3.0	7	0
White, D.	1	-2	-2.0	-2	0
Johnson	1	-3	-3.0	-3	0
Total	564	2369	4.2	84t	21
Opp. Total	457	1651	3.6	62t	9

RECEIVING

Player	No.	Yds.	Avg.	Lg.	TD
Pearson, D.	48	870	18.1	67	2
Pearson, P.	46	535	11.6	36t	4
Dorsett	29	273	9.4	23	1
DuPree	28	347	12.4	23	3
Richards	17	225	13.2	50t	3
Newhouse	16	106	6.6	41	1
Johnson	12	135	11.3	22t	1
Saldi	11	108	9.8	23t	2
Laidlaw	5	60	12.0	18t	1
Hill	2	21	10.5	12	0
Dennison	1	9	9.0	9	0
Total	215	2689	12.5	67	18
Opp. Total	154	1991	12.9	60t	14

PASSING

Player	Att.	Comp.	Yds.	Pct.	Avg. Att.	TD	Pct. TD	Int.	Pct. Int.	Lg.	Lost/Att.	Rating
Staubach	361	210	2620	58.2	7.26	18	5.0	9	2.5	67	30/219	87.1
White	10	4	35	40.0	3.50	0	0.0	1	1.0	12	2/15	45.8
Dorsett	1	1	34	100.0	—	0	—	0	—	34	0/0	—
Waters***	0	0	0	—	—	0	—	0	—	0	1/12	—
Total	372	215	2689	57.8	7.23	18	4.8	10	2.7	67	33/246	85.1
Opp. Total	370	154	1991	41.6	5.37	14	3.8	21	5.7	60t	53/429	48.0

***Waters trapped on fake field goal attempt

INTERCEPTIONS

Player	No.	Yds.	Avg.	Lg.	TD
Harris	5	7	1.4	7	0
Henderson	3	79	26.3	79t	1
Waters	3	11	3.7	6	0
Washington	2	32	16.0	21	0
Renfro	2	28	14.0	25	0
Hughes	2	19	9.5	11	0
Lewis	1	29	29.0	29	0
Breunig	1	15	15.0	15	0
Kyle	1	9	9.0	9	0
Hegman	1	0	0.0	0	0
Total	21	229	10.9	79t	1
Opp. Total	10	184	18.4	48	0

PUNTING

Player	No.	Yds.	Avg.	TB	In 20	Lg.
White, D.	80	3171	39.6	10	25	57
Herrera	2	44	22.0	0	2	28
Total	**83	3215	38.7	10	27	57
Opp. Total	103	3825	37.1	4	10	65

**Total includes one blocked punt

PUNT RETURNS

Player	No.	FC	Yds.	Avg.	Lg.	TD
Johnson	50	15	423	8.5	38	0
Hill	10	1	124	12.4	29	0
Harris	1	0	-2	-2.0	-2	0
Total	61	16	545	8.9	38	0
Opp. Total	36	8	280	7.8	68t	1

KICKOFF RETURNS

Player	No.	Yds.	Avg.	Lg.	TD
Johnson	22	536	24.4	64	0
Brinson	17	409	24.1	41	0
DuPree*	0	24	24.0	24	0
Hill	3	64	21.3	29	0
Dennison	1	30	30.0	30	0
Henderson	1	8	8.0	8	0
Total	44	1071	24.3	64	0
Opp. Total	71	1614	22.7	48	0

*Kickoff return following reverse handoff

SCORING

Player	TDR	TDP	TDRt	FG	PAT	TP
Herrera	0	0	0	18-29	39-41	93
Dorsett	12	1	0	0-0	0-0	78
Pearson, P.	1	4	0	0-0	0-0	30
Newhouse	3	1	0	0-0	0-0	24
DuPree	0	3	0	0-0	0-0	18
Richards	0	3	0	0-0	0-0	18
Saldi	0	2	1	0-0	0-0	18
Staubach	3	0	0	0-0	0-0	18
Pearson, D.	0	2	0	0-0	0-0	12
Brinson	1	0	0	0-0	0-0	6
Dennison	1	0	0	0-0	0-0	6
Henderson	0	1	0	0-0	0-0	6
Johnson	0	1	0	0-0	0-0	6
Laidlaw	0	1	0	0-0	0-0	6
Waters	0	0	1	0-0	0-0	6
Total	21	18	3	19-29	39-41	345
Opp. Total	9	14	3	10-15	26-26	212

Divisional Playoff

DALLAS, Dec. 26 — While Dallas' Doomsday II defense zeroed in on NFL rushing champion Walter Payton, holding him to 60 yards in 19 carries (and just 31 yards the first three quarters), and strong safety Charlie Waters was grabbing a divisional playoff game record three interceptions, the Cowboys' offense steamrolled past Chicago, 37-7. It was the Bears' first playoff appearance since 1963.

Tony Dorsett and Robert Newhouse helped the Dallas offense control the ball with 85 and 80 yards rushing, respectively, while Roger Staubach threw just 13 times in the game, completing 8, including one for 28 yards and a touchdown to Billy Joe DuPree.

D. D. Lewis intercepted a pass and recovered a fumble and Cowboys defenders Bill Gregory and Cliff Harris also recovered fumbles. Aaron Kyle and Randy White had six individual tackles apiece and Ed (Too Tall) Jones five to spearhead the defense as the Cowboys zipped to a 37-0 lead.

Cowboys 37, Bears 7

At Dallas, December 26

CHICAGO0	0	0	7-7
DALLAS7	10	17	3-37
Cowboys — Dennison	2 run (Herrera kick)			
Cowboys — DuPree	28 pass from Staubach (Herrera kick)			
Cowboys — FG Herrera	21			
Cowboys — Dorsett	23 run (Herrera kick)			
Cowboys — FG Herrera	31			
Cowboys — Dorsett	7 run (Herrera kick)			
Cowboys — FG Herrera	27			
Bears — Schubert	34 pass from Avellini (Thomas kick)			
Attendance	— 62,920			

Team Statistics

	Bears	Cowboys
First Downs15	20
Total Net Yards224	365
Net Yards Rushing81	233
Net Yards Passing143	132
Passes15-25	8-14
Passes Intercepted By1	4
Punts-Average6-43.4	3-37.0
Fumbles-Lost3-3	2-2
Penalties-Yards4-43	3-35

Rushing

Bears — Payton, 19 for 60; Harper, 5 for 11; Earl, 2 for 6; Avellini, 1 for 4.

Cowboys — Dorsett, 17 for 85, 2 touchdowns; Newhouse, 16 for 80; Dennison, 8 for 40, 1 touchdown; Staubach, 4 for 25; Brinson, 3 for 3.

Passing

Bears — Avellini, 15 of 25 for 177 yards, 1 touchdown, 4 interceptions.

Cowboys — Staubach, 8 of 13 for 134 yards, 1 touchdown, 1 interception; D. White, 0 of 1.

Receiving

Bears — Schubert, 5 for 69, 1 touchdown; Payton, 3 for 33; Scott, 3 for 29; Latta, 2 for 25; Earl, 1 for 15; Harper, 1 for 6.

Cowboys — D. Pearson, 2 for 38; Dorsett, 2 for 37; DuPree, 1 for 28, 1 touchdown; Newhouse, 1 for 13; Richards, 1 for 12; Brinson, 1 for 6.

NFC Championship Game

DALLAS, Jan. 1 — Ed (Too Tall) Jones continued his dominating play in the 1977 playoffs by leading the Cowboys to a 23-6 victory. Jones racked up 12 tackles, a quarterback trap and forced two fumbles.

Harvey Martin pounced on both fumbles as Doomsday II limited the Minnesota Vikings, playing without injured regular quarterback Fran Tarkenton, to 214 total yards and just 66 of that figure on the ground.

Tarkenton's replacement, Bob Lee, hit on only 14 of 31 passes, was sacked twice and intercepted once — by Thomas Henderson. Offensively, the Cowboys again played ball control behind Robert Newhouse's season-high 81 yards and Tony Dorsett's 71. Both backs scored touchdowns, Dorsett's icing the game with just under four minutes remaining as he scored on a sweep from the shotgun formation.

The win earned for the Cowboys their fourth trip to the Super Bowl, scheduled for the New Orleans Superdome against the Denver Broncos.

Cowboys 23, Vikings 6

At Dallas, January 1

MINNESOTA0	6	0	0	— 6
DALLAS6	10	0	7	— 23
Cowboys — Richards 32 pass from Staubach (kick blocked)					
Cowboys — Newhouse 5 run (Herrera kick)					
Vikings — FG Cox 33					
Vikings — FG Cox 37					
Cowboys — FG Herrera 21					
Cowboys — Dorsett 11 run (Herrera kick)					
Attendance — 61,968					

Team Statistics

	Vikings	Cowboys
First Downs12	16
Total Net Yards214	328
Net Yards Rushing66	170
Net Yards Passing148	158
Passes14-31	12-23
Passes Intercepted By1	1
Punts-Average8-34.7	8-36.6
Fumbles-Lost5-2	1-1
Penalties-Yards5-32	5-84

Rushing

Vikings — Foreman, 21 for 59; Miller, 8 for 5; Johnson, 1 for 2.

Cowboys — Newhouse, 15 for 81, 1 touchdown; Dorsett, 19 for 71, 1 touchdown; D. White, 1 for 14; Staubach, 4 for 4.

Passing

Vikings — Lee, 14 of 31 for 158 yards, 1 interception.

Cowboys — Staubach, 12 of 23 for 165 yards, 1 touchdown, 1 interception.

Receiving

Vikings — Foreman, 5 for 36; S. White, 3 for 46; Rashad, 3 for 18; Miller, 2 for 39; Voigt, 1 for 19.

Cowboys — D. Pearson, 4 for 62; P. Pearson, 3 for 48; Richards, 2 for 34, 1 touchdown; Newhouse, 2 for 5; DuPree, 1 for 16.

Super Bowl XII

NEW ORLEANS, Jan. 15 — Dallas' second World Championship came in a 27-10 win over the Denver Broncos before 76,400 people in the Superdome and the largest television audience in history (to date). Two startling second half touchdowns put the game away for the Cowboys.

The first was a leaping touchdown reception by Butch Johnson, completing a 45-yard pass play from Roger Staubach. The final score came with just over seven minutes remaining when fullback Robert Newhouse tossed a 29-yard pass to Golden Richards.

A record 10 turnovers (eight by the Broncos) marked a ferocious hitting contest between two of the NFL's top defensive teams. The Cowboys picked off four Denver passes and recovered four fumbles, led by Randy Hughes' two fumble recoveries and one interception.

Aaron Kyle, Benny Barnes and Mark Washington also intercepted passes, while Harvey Martin, Bruce Huther and Kyle recovered fumbles. In all, the Cowboys' defense limited Denver to 156 yards total offense and just 35 net yards passing.

Denver quarterbacks were sacked four times and pressured into interceptions and turnovers throughout the game by an unrelenting Cowboys' front four. Defensive linemen Martin and Randy White became the Super Bowl's first co-MVP recipients.

Cowboys 27, Broncos 10

At New Orleans, January 15

DALLAS10	3	7	7-27
DENVER0	0	10	0-10

Cowboys — Dorsett 3 run (Herrera kick)
 Cowboys — FG Herrera 35
 Cowboys — Herrera 43
 Broncos — FG Turner 45
 Cowboys — Johnson 45 pass from Staubach (Herrera kick)
 Broncos — Lytle 1 run (Turner kick)
 Cowboys — Richards 29 pass from Newhouse (Herrera kick)

Attendance — 76,400

Team Statistics

	Cowboys	Broncos
First Downs17	11
Notal Net Yards325	156
Net Yards Rushing143	121
Net Yards Passing182	35
Passes19-28	8-25
Passes Intercepted By4	0
Punts-Average5-41.6	4-38.2
Fumbles-Lost6-2	4-4
Penalties-Yards12-94	8-60

Rushing

Cowboys — Dorsett, 15 for 66, 1 touchdown; Newhouse, 14 for 55; D. White, 1 for 13; P. Pearson, 3 for 11; Staubach, 3 for 6; Laidlaw, 1 for 1; Johnson, 1 for minus-9.

Broncos — Lytle, 10 for 35, 1 touchdown; Armstrong, 7 for 27; Weese, 3 for 26; Jensen, 1 for 16; Keyworth, 5 for 9; Perrin, 3 for 8.

Passing

Cowboys — Staubach, 17 of 25 for 183 yards, 1 touchdown; Newhouse, 1 of 1 for 29 yards, 1 touchdown; D. White, 1 of 2 for 5 yards.

Broncos — Morton, 4 of 15 for 39 yards, 4 interceptions; Weese, 4 of 10 for 22 yards.

Receiving

Cowboys — P. Pearson, 5 for 37; DuPree, 4 for 66; Newhouse, 3 for minus-1; Johnson, 2 for 53, 1 touchdown; Richards, 2 for 38, 1 touchdown; Dorsett, 2 for 11; D. Pearson, 1 for 13.

Broncos — Dolbin, 2 for 24; Odoms, 2 for 9; Moses, 1 for 21; Upchurch, 1 for 9; Jensen, 1 for 5; Perrin, 1 for minus-7.



1977 NFL FINAL STANDINGS

NFC

Team	EASTERN DIVISION					
	W	L	T	Pct.	Pts.	OP
*Cowboys	12	2	0	.857	345	212
Redskins	9	5	0	.643	196	189
Cardinals	7	7	0	.500	272	287
Eagles	5	9	0	.357	220	207
Giants	5	9	0	.357	181	265

CENTRAL DIVISION

*Vikings	9	5	0	.643	231	227
‡Bears	9	5	0	.643	255	253
Lions	6	8	0	.429	183	252
Packers	4	10	0	.286	134	219
Buccaneers	2	12	0	.143	103	223

WESTERN DIVISION

*Rams	10	4	0	.714	302	146
Falcons	7	7	0	.500	179	129
49ers	5	9	0	.357	220	260
Saints	3	11	0	.214	232	336

DIVISIONAL PLAYOFFS

Cowboys 37, Bears 7
Vikings 14, Rams 7

CONFERENCE CHAMPIONSHIP

Cowboys 23, Vikings 6

*Division Winner
‡Wild Card for Playoffs

AFC

Team	EASTERN DIVISION					
	W	L	T	Pct.	Pts.	OP
*Colts	10	4	0	.714	295	221
Dolphins	10	4	0	.714	313	197
Patriots	9	5	0	.643	278	217
Jets	3	11	0	.214	191	300
Bills	3	11	0	.214	160	313

CENTRAL DIVISION

*Steelers	9	5	0	.643	283	243
Oilers	8	6	0	.571	299	230
Bengals	8	6	0	.571	238	235
Browns	6	8	0	.429	269	267

WESTERN DIVISION

*Broncos	12	2	0	.857	274	148
*Raiders	11	3	0	.786	351	230
Chargers	7	7	0	.500	222	205
Seahawks	5	9	0	.357	282	373
Chiefs	2	12	0	.143	225	349

DIVISIONAL PLAYOFFS

Raiders 37, Colts 31
Broncos 34, Steelers 21

CONFERENCE CHAMPIONSHIP

Broncos 20, Raiders 17

SUPER BOWL XII

Cowboys 27, Broncos 10

AFC-NFC PRO BOWL

NFC 14, AFC 13

THE RECORDS



WALT GARRISON (1966-74)

Cowboys All-Time Leaders

RUSHING

Player	Att.	Yds.	Avg.	Long	TD
1. Perkins, Don (1961-68)	1,500	6,217	4.1	59	42
2. Hill, Calvin (1969-74)	1,166	5,009	4.3	55	39
3. Garrison, Walt (1966-74)	899	3,886	4.3	41	30
4. Newhouse, Robert (1972-77)	769	3,154	4.1	54	13
5. Marsh, Amos (1961-64)	427	2,065	4.8	71	14
6. Reeves, Dan (1965-72)	535	1,990	3.7	67	25
7. Staubach, Roger (1969-77)	331	1,910	5.8	33	19
8. Thomas, Duane (1970-71)	326	1,596	4.9	56	16

PASSING

Player	Att.	Comp.	Pct.	Yds.	TD	Int.	Rating
1. Staubach, R. (1969-77)	2,084	1,187	57.0	15,924	101	82	81.2
2. Morton, C. (1965-74)	1,308	685	52.4	10,279	80	73	75.5
3. Meredith, D. (1960-68)	2,308	1,170	50.7	17,199	135	111	74.7
4. LeBaron, E. (1960-63)	692	359	51.9	5,331	45	52	67.8

RECEIVING

Player	No.	Yds.	Avg.	Long	TD
1. Hayes, Bob (1965-74)	365	7,295	20.0	95	71
2. Clarke, Frank (1960-67)	281	5,214	18.6	80	50
3. Pearson, Drew (1973-77)	236	3,973	16.8	67	20
4. Rentzel, Lance (1967-70)	183	3,521	19.2	86	31
5. Garrison, Walt (1966-74)	182	1,794	9.9	53	9
6. Howton, Billy (1960-63)	161	2,368	14.7	69	17
7. Perkins, Don (1961-68)	146	1,310	9.0	39	3
8. Hill, Calvin (1969-74)	139	1,359	9.8	39	6
9. DuPree, Billy Joe (1973-77)	137	2,023	14.8	42	15
10. Reeves, Dan (1965-72)	129	1,693	13.1	60	17

PUNTING

Player	No.	Avg.	Long	Blk.
1. Baker, Sam (1962-63)	128	45.1	72	0
2. Sherer, Dave (1960)	57	42.5	67	1
3. Widby, Ron (1968-71)	247	41.8	84	2
4. Lothridge, Billy (1964)	62	40.3	75	1
4. Villanueva, Danny (1965-67)	192	40.3	58	1
6. Carrell, Duane (1974)	40	39.8	59	0
7. Hoopes, Mitch (1975)	68	39.4	55	1
8. Bateman, Marv (1972-74)	139	39.3	62	2
9. White, Danny (1976-77)	150	39.1	57	2
10. Green, Allen (1961)	61	36.7	53	1

INTERCEPTIONS

Player	No.	Yds.	Avg.	Long	TD
1. Renfro, Mel (1964-77)	52	626	12.0	90	3
2. Green, Cornell (1962-74)	34	552	16.2	59	2
3. Jordan, Lee Roy (1963-76)	32	472	14.8	49	3
4. Waters, Charlie (1970-77)	29	424	14.6	56	2
5. Howley, Chuck (1961-73)	24	395	16.5	58	2
6. Harris, Cliff (1970-77)	23	220	9.6	60	1
7. Bishop, Don (1960-65)	22	364	16.5	57	0
8. Gaechter, Mike (1962-69)	21	420	20.0	100	1
9. Tubbs, Jerry (1960-67)	15	176	11.7	44	0

PUNT RETURNS (Min. 40 Returns)

Player	No.	Yds.	Avg.	Long	TD
1. Hayes, Bob (1965-74)	104	1,158	11.1	90	3
2. Johnson, Butch (1976-77)	95	912	9.6	55	0
3. Richards, Golden (1973-77)	62	501	8.1	46	1
4. Renfro, Mel (1964-77)	109	842	7.7	69	1
5. Harris, Cliff (1970-77)	66	418	6.3	35	0

KICKOFF RETURNS (Min. 40 Returns)

Player	No.	Yds.	Avg.	Long	TD
1. Renfro, Mel (1964-77)	85	2,246	26.4	100	2
2. Harris, Cliff (1970-77)	63	1,622	25.7	77	0
3. Johnson, Butch (1976-77)	50	1,229	24.6	74	0
4. Marsh, Amos (1961-64)	65	1,561	24.0	101	1
5. Garrison, Walt (1966-74)	41	813	19.8	36	0

SCORING

Player	TD	PAT	FG	Total
1. Hayes, Bob (1965-74)	76	—	—	456
2. Clark, Mike (1968-71, 1973)	—	180	69	387
3. Fritsch, Toni (1971-73, 1975)	—	119	66	317
4. Clarke, Frank (1960-67)	51	—	—	306
5. Perkins, Don (1961-68)	45	—	—	270
5. Hill, Calvin (1969-74)	45	—	—	270
7. Villanueva, Danny (1965-67)	—	134	42	260
8. Reeves, Dan (1965-72)	42	1 (run)	—	253

FIELD GOALS

Player	Att.	Made	Pct.	Long
1. Clark, Mike (1968-71, 1973)	119	69	.580	50
2. Fritsch, Toni (1971-73, 1975)	107	66	.617	54
3. Herrera, Efren (1974, 1976-77)	65	44	.677	52
4. Villanueva, Danny (1965-67)	81	42	.519	41
5. Baker, Sam (1962-63)	47	23	.489	53
6. Van Raaphorst, Dick (1964)	29	14	.483	43
7. Cone, Fred (1960)	13	6	.462	45
8. Bielski, Dick (1961)	9	6	.667	42
9. Percival, Mac (1974)	8	2	.250	33

Individual Season Records

RUSHING

Most Yards Gained	1,142	— Calvin Hill	1973
Most Carries	273	— Calvin Hill	1973
Best Avg. (Min. 50 carries)	5.6	— Amos Marsh	1962
Most Touchdowns	12	— Tony Dorsett	1977

PASSING

Most Attempts	369	— Roger Staubach	1976
Most Completions	210	— Roger Staubach	1977
Most Yards Gained	2,805	— Don Meredith	1966
Most Touchdowns	24	— Don Meredith	1966
Best Percentage	62.6	— Roger Staubach	1973
Best Avg. Gain Per Attempt	8.9	— Roger Staubach	1971
Most Interceptions	25	— Eddie LeBaron	1960
Poorest Percentage	37.7	— Don Heinrich	1960

RECEIVING

Most Receptions	65	— Frank Clarke	1964
Most Yards Gained	1,232	— Bob Hayes	1966
Most Touchdowns	14	— Frank Clarke	1962
Best Avg. (Min. 14 receptions)	26.1	— Bob Hayes (34 receptions)	1970

SCORING

Most Points	107	— Danny Villanueva	1966
Most Touchdowns	16	— Dan Reeves	1966
Most PATs	56	— Danny Villanueva	1966
Most Field Goals	22	— Toni Fritsch	1975
Most PAT Attempts	56	— Danny Villanueva	1966
Most FG Attempts	36	— Mike Clark	1969
		Toni Fritsch	1972

DEFENSE

Most Unassisted Tackles	100	— Lee Roy Jordan	1975
Most Assisted Tackles	101	— Jerry Tubbs	1960
Most Tackles, Combined	163	— Lee Roy Jordan	1973
Most Intercepted Passes	10	— Mel Renfro	1969
Most Yds. Ret. Int. Passes	211	— Cornell Green (seven int.)	1963
Most Kickoff Returns	40	— Mel Renfro	1964
Most Yds. on Kickoff Returns	1,017	— Mel Renfro	1964
Most Punt Returns	50	— Butch Johnson	1977
Most Yards Punt Returns	489	— Butch Johnson	1976

Cowboys Leaders By Years

Year	Player	RUSHING					NFL/ NFC Rank
		Att.	Yds.	Avg.	Long	TD	
1960	Dupre, L. G.	104	362	3.5	18	3	20
1961	*Perkins, Don	200	815	4.1	47	4	6
1962	Perkins, Don	222	945	4.3	35	7	5
1963	Perkins, Don	149	614	4.1	19	7	10
1964	Perkins, Don	174	768	4.4	59	6	5
1965	Perkins, Don	177	690	3.9	43	0	7
1966	Reeves, Dan	175	757	4.3	67	8	6
1967	Perkins, Don	201	823	4.1	30	6	6
1968	Perkins, Don	191	836	4.4	28	4	6
1969	*Hill, Calvin	204	942	4.6	55	8	2
1970	*Thomas, Duane	151	803	5.3	47	5	8/5
1971	Thomas, Duane	175	793	4.5	56	11	11/7
1972	Hill, Calvin	245	1,036	4.2	26	6	7/3
1973	Hill, Calvin	273	1,142	4.2	21	6	3/2
1974	Hill, Calvin	185	844	4.6	27	7	8/3
1975	Newhouse, Robert	209	930	4.4	29	2	9/4
1976	Dennison, Doug	153	542	3.5	14	6	35/18
1977	*Dorsett, Tony	208	1,007	4.8	84	12	9/4

Year	Player	Att.	PASSING			TD	Int.	Rating	NFL/ NFC Rank
			Comp.	Pct.	Yds.				
1960	LeBaron, E.	225	111	49.3	1,736	12	25	53.4	8
1961	LeBaron, E.	236	120	50.8	1,741	14	16	66.5	9
1962	LeBaron, E.	166	95	57.2	1,436	16	9	95.3	3
1963	Meredith, D.	310	167	53.9	2,381	17	18	73.2	10
1964	Meredith, D.	323	158	48.9	2,143	9	16	67.3	15
1965	Meredith, D.	305	141	46.2	2,415	22	13	79.7	8
1966	Meredith, D.	344	177	51.5	2,805	24	12	87.7	4
1967	Meredith, D.	255	128	50.2	1,834	16	16	68.6	8
1968	Meredith, D.	309	171	55.3	2,500	21	12	88.3	2
1969	Morton, C.	302	162	53.6	2,619	21	15	85.4	5
1970	Morton, C.	207	102	49.3	1,819	15	7	89.7	5/4
1971	Staubach, R.	211	126	59.7	1,882	15	4	104.8	1/1
1972	Morton, C.	339	185	54.6	2,396	15	21	65.9	15/7
1973	Staubach, R.	286	179	62.6	2,428	23	15	94.6	1/1
1974	Staubach, R.	360	190	52.8	2,552	11	15	68.5	14/7
1975	Staubach, R.	348	198	56.9	2,666	17	16	78.6	8/2
1976	Staubach, R.	369	208	56.4	2,715	14	11	79.9	8/5
1977	Staubach, R.	361	210	58.2	2,620	18	9	87.1	2/1

Year	Player	RECEIVING			Long	TD	NFL/ NFC Rank
		No.	Yds.	Avg.			
1960	Doran, Jim	31	554	17.9	75	3	21
1961	Howton, Billy	56	785	14.0	53	4	6
1962	Howton, Billy	49	706	14.4	69	6	15
1963	Clarke, Frank	43	833	19.4	75	10	3
1964	Clarke, Frank	65	973	15.0	49	5	3
1965	*Hayes, Bob	46	1,003	21.8	82	12	13
1966	Hayes, Bob	64	1,232	19.3	95	13	4
1967	Rentzel, Lance	58	996	17.2	74	8	6
1968	Rentzel, Lance	54	1,009	18.7	65	6	3
1969	Rentzel, Lance	43	960	22.3	75	12	20
1970	Hayes, Bob	34	889	26.1	89	10	45/26
1971	Garrison, Walt	40	396	9.9	36	1	23/10
1972	Hill, Calvin	43	364	8.5	33	3	18/9
1973	Hill, Calvin	32	290	9.1	29	0	36/21
1974	Pearson, Drew	62	1,087	17.9	50	2	3/2
1975	Pearson, Drew	46	822	17.9	46	8	16/9
1976	Pearson, Drew	58	806	13.9	40	6	4/1
1977	Pearson, Drew	48	870	18.1	67	2	9/3

*Rookie

Year	Player	PUNTING				Had Blocked	NFL/ NFC
		No.	Avg.	Long	Rank		
1960	Sherer, Dave	57	42.5	67	1	7	
1961	*Green, Allen	61	36.7	53	1	14	
1962	Baker, Sam	57	45.4	72	0	3	
1963	Baker, Sam	71	44.2	64	0	7	
1964	*Lothridge, Billy	62	40.3	75	1	15	
1965	Villanueva, Danny	60	41.8	58	0	10	
1966	Villanueva, Danny	65	39.2	58	1	13	
1967	Villanueva, Danny	67	40.4	57	0	9	
1968	Widby, Ron	59	40.9	84	0	5	
1969	Widby, Ron	63	43.3	62	0	2	
1970	Widby, Ron	69	41.3	59	1	10/2	
1971	Widby, Ron	56	41.6	59	1	8/3	
1972	*Bateman, Marv	51	38.2	61	0	24/13	
1973	Bateman, Marv	55	41.6	62	2	11/7	
1974	*Carrell, Duane	40	39.8	59	0	11/5	
1975	*Hoopes, Mitch	68	39.4	55	1	16/9	
1976	*White, Danny	70	38.4	54	2	20/9	
1977	White, Danny	80	39.6	57	1	12/8	

Year	Player	SCORING				NFL/ NFC
		TD	PAT	FG	Tot. Rank	
1960	Cone, Fred	0	21	6	39	27
1961	Clarke, Frank	9	0	0	54	22
1962	Baker, Sam	0	50	14	92	6
1963	Baker, Sam	0	38	9	65	14
1964	*VanRaaphorst, Dick	0	28	14	70	13
1965	Villanueva, Danny	0	37	16	85	10
1966	Villanueva, Danny	0	56	17	107	2
1967	Hayes, Bob	11	0	0	66	16
1968	Clark, Mike	0	54	17	105	2
1969	Clark, Mike	0	43	20	103	2
1970	Clark, Mike	0	35	18	89	12/8
1971	Clark, Mike	0	47	13	86	13/7
1972	Fritsch, Toni	0	36	21	99	7/3
1973	Fritsch, Toni	0	43	18	97	11/7
1974	*Herrera, Efren	0	33	8	57	26/9
1975	Fritsch, Toni	0	38	22	104	3/2
1976	Herrera, Efren	0	34	18	88	6/4
1977	Herrera, Efren	0	39	18	93	3/2

Year	Player	KICKOFF RETURNS				NFL/ NFC
		No.	Yds.	Avg.	Long TD	Rank
1960	Franckhauser, Tom	26	526	20.2	46 0	19
1961	*Marsh, Amos	26	667	25.7	79 0	13
1962	Marsh, Amos	29	725	25.0	101 1	10
1963	*Stiger, Jim	18	432	24.0	66 0	12
1964	*Renfro, Mel	40	1,017	25.4	65 0	7
1965	Renfro, Mel	21	630	30.0	100 1	4
1966	Renfro, Mel	19	487	25.6	87 1	9
1967	Garrison, Walt	20	366	18.3	36 0	23
1968	Baynham, Craig	23	590	25.7	40 0	7
1969	*Flowers, Richmond	11	283	25.7	30 0	29
1970	*Thomas, Duane	19	416	21.9	33 0	23/10
1971	Harris, Cliff	29	823	28.4	77 0	4/4
1972	Harris, Cliff	26	615	23.7	44 0	23/11
1973	*Montgomery, Mike	6	175	29.2	63 0	DNQ
1974	*Morgan, Dennis	35	823	23.5	43 0	21/11
1975	Pearson, Preston	16	391	24.4	42 0	13/7
1976	*Johnson, Butch	28	693	24.8	74 0	11/5
1977	*Johnson, Butch	22	536	24.4	64 0	9/5
	*Rookie					
	*Did Not Qualify (Minimum 14 returns required).					

Year	Player	FIELD GOALS				NFL/ NFC Rank
		Att.	Made	Pct.	Long	
1960	Cone, Fred	13	6	.462	45	12
1961	Bielski, Dick	9	6	.667	42	13
1962	Bafer, Sam	27	14	.519	53	3
1963	Baker, Sam	20	9	.450	53	12
1964	*VanRaaphorst, Dick	29	14	.483	43	8
1965	Villanueva, Danny	27	16	.593	41	7
1966	Villanueva, Danny	31	17	.548	37	8
1967	Villanueva, Danny	23	9	.391	34	14
1968	Clark, Mike	29	17	.586	50	7
1969	Clark, Mike	36	20	.555	47	5
1970	Clark, Mike	27	18	.667	43	7/4
1971	Clark, Mike	25	13	.520	48	19/9
1972	Fritsch, Toni	36	21	.583	54	18/8
1973	Fritsch, Toni	28	18	.643	37	12/4
1974	*Herrera, Efren	13	8	.615	39	11/5
1975	Fritsch, Toni	35	22	.629	43	14/8
1976	Herrera, Efren	23	18	.783	46	1/1
1977	Herrera, Efren	29	18	.621	52	12/1

Year	Player	PUNT RETURNS					NFL/ NFC Rank
		No.	Yds.	Avg.	Long	TD	
1960	Butler, Bill	13	131	10.1	46	0	2
1961	*Marsh, Amos	14	71	5.1	19	0	14
1962	Lockett, J. W.	8	45	5.6	17	0	14
1963	*Stiger, Jim	14	141	10.1	45	0	6
1964	*Renfro, Mel	32	418	13.1	69	1	3
1965	Renfro, Mel	24	145	6.0	35	0	9
1966	Hayes, Bob	17	106	6.2	18	0	7
1967	Hayes, Bob	24	276	11.5	69	1	2
1968	Hayes, Bob	15	312	20.8	90	2	1
1969	Hayes, Bob	18	179	9.9	50	0	3
1970	Hayes, Bob	15	116	7.7	34	0	20/7
1971	Harris, Cliff	17	129	7.6	35	0	11/4
1972	Harris, Cliff	19	78	4.1	21	0	21/11
1973	*Richards, Golden	21	139	6.6	46	0	23/10
1974	*Morgan, Dennis	19	287	15.1	98	1	3/2
1975	Richards, Golden	28	288	10.3	43	1	12/5
1976	*Johnson, Butch	45	489	10.9	55	0	8/4
1977	Johnson, Butch	50	423	8.5	38	0	20/7

Year	Player	INTERCEPTIONS					NFL/ NFC Rank
		No.	Yds.	Avg.	Long	TD	
1960	Bishop, Don	3	13	4.3	13	0	25
	Franckhauser, Tom	3	11	3.7	9	0	25
1961	Bishop, Don	8	172	21.5	57	0	2
1962	Bishop, Don	6	134	22.3	44	0	9
1963	Green, Cornell	7	211	30.1	55	0	6
1964	*Renfro, Mel	7	110	15.7	39	1	4
1965	Green, Cornell	3	49	16.3	43	0	27
	Livingston, Warren	3	5	1.7	5	0	27
	*Logan, Obert	3	5	1.7	3	0	27
1966	Green, Cornell	4	88	22.0	41	1	21
1967	Green, Cornell	7	52	7.4	28	0	7
	Renfro, Mel	7	38	5.4	30	0	9
1968	Howley, Chuck	6	115	19.2	58	1	11
1969	Renfro, Mel	10	118	11.8	41	0	1
1970	*Waters, Charlie	5	45	9.0	20	0	16/9
1971	Adderley, Herb	6	182	30.3	46	0	9/4
1972	Waters, Charlie	6	132	22.0	56	1	7/3
1973	Jordan, Lee Roy	6	78	13.0	31	1	4/2
1974	Harris, Cliff	3	8	2.7	8	0	42/20
1975	Jordan, Lee Roy	6	80	13.3	38	0	7/4
1976	Washington, Mark	4	49	12.3	22	0	24/11
1977	Harris, Cliff	5	7	1.4	7	0	16/7

COWBOYS RECORDS

Team Season Records

Most Points Scored

BY COWBOYS 445 in 1966
BY OPPONENTS 402 in 1962

Fewest Points Scored

BY COWBOYS 177* in 1960
BY COWBOYS 236 in 1961
BY OPPONENTS 186 in 1968

Most Touchdowns Scored

BY COWBOYS 56 in 1966
BY OPPONENTS 52 in 1962

Fewest Touchdowns Scored

BY COWBOYS 23* in 1960
BY COWBOYS 29 in 1961
BY OPPONENTS
23 in 1968 & 1973

Most First Downs

BY COWBOYS 297 in 1968
BY OPPONENTS 274 in 1962

Fewest First Downs

BY COWBOYS 180* in 1960
BY COWBOYS 211 in 1965
BY OPPONENTS 199 in 1974

Most First Downs Rushing

BY COWBOYS 147 in 1974
BY OPPONENTS 122 in 1961

Fewest First Downs Rushing

BY COWBOYS 57* in 1960
BY COWBOYS 87 in 1965
BY OPPONENTS 52 in 1969

Most First Downs Passing

BY COWBOYS 144 in 1971
BY OPPONENTS 166 in 1962

Fewest First Downs Passing

BY COWBOYS 95 in 1970
BY OPPONENTS 94 in 1977

Most First Downs By Penalties

BY COWBOYS 24 in 1966
BY OPPONENTS 27 in 1967

Fewest First Downs By Penalties

BY COWBOYS
9 in 1961, 1962 & 1971
BY OPPONENTS 10 in 1969

Most Net Yards Offense

BY COWBOYS 5,145 in 1966
BY OPPONENTS 5,325 in 1963

Fewest Net Yards Offense

BY COWBOYS 3,153* in 1960
BY COWBOYS 3,704 in 1964
BY OPPONENTS 3,213 in 1977

Most Net Yards Rushing

BY COWBOYS 2,454 in 1974
BY OPPONENTS 2,242* in 1960

Fewest Net Yards Rushing

BY COWBOYS 1,049* in 1960
BY COWBOYS 1,608 in 1965
BY OPPONENTS 1,050 in 1969

Most Net Yards Passing

BY COWBOYS 3,026 in 1968
BY OPPONENTS 3,674 in 1962

Fewest Net Yards Passing

BY COWBOYS 2,013 in 1964
BY OPPONENTS 1,562 in 1977

*12 Games

Most Total Yards Passing

BY COWBOYS 3,331 in 1966
 BY OPPONENTS . . . 3,904 in 1962

Fewest Total Yards Passing

BY COWBOYS 2,388* in 1960
 BY COWBOYS 2,445 in 1970
 BY OPPONENTS . . . 1,991 in 1977

Most Times Tackled Passer

BY COWBOYS 60 in 1966
 BY OPPONENTS 68 in 1964

Most Yards Lost Attempting To Pass

BY COWBOYS 503 in 1964
 BY OPPONENTS 429 in 1977

Fewest Yards Lost Attempting To Pass

BY COWBOYS 230 in 1976
 BY OPPONENTS 161 in 1963

Most Fumbles

BY COWBOYS 46 in 1961
 BY OPPONENTS 44 in 1973

Most Fumbles Lost

BY COWBOYS 21 in 1961 & 1971
 BY OPPONENTS 25 in 1971

Fewest Fumbles

BY COWBOYS 21* in 1960
 BY COWBOYS 21 in 1968
 BY OPPONENTS 21* in 1960
 BY OPPONENTS 21 in 1968

Fewest Fumbles Lost

BY COWBOYS 10 in 1966
 BY OPPONENTS . . . 11* in 1960
 BY OPPONENTS 10 in 1977

Most Pass Attempts

BY COWBOYS 422 in 1961
 BY OPPONENTS . . . 482 in 1967

Fewest Pass Attempts

BY COWBOYS 297 in 1970
 BY OPPONENTS . . . 293* in 1960
 BY OPPONENTS . . . 326 in 1961

Most Pass Completions

BY COWBOYS 222 in 1976
 BY OPPONENTS . . . 260 in 1967

Fewest Pass Completions

BY COWBOYS 149 in 1970
 BY OPPONENTS . . . 146* in 1960
 BY OPPONENTS . . . 154 in 1977

Most Passes Intercepted

BY COWBOYS 29 in 1967
 BY OPPONENTS . . . 33* in 1960

Fewest Passes Intercepted

BY COWBOYS 15* in 1960
 BY COWBOYS 13 in 1974
 BY OPPONENTS 10 in 1977

Most Penalties

BY COWBOYS 106 in 1977
 BY OPPONENTS 78 in 1977

Fewest Penalties

BY COWBOYS 47 in 1961
 BY OPPONENTS 38 in 1961

Most Yards Penalized

BY COWBOYS 952 in 1964 & 1971
 BY OPPONENTS 781 in 1964

Fewest Yards Penalized

BY COWBOYS 427 in 1961
 BY OPPONENTS . . . 362 in 1961

Most Punts

BY COWBOYS 83 in 1977
 BY OPPONENTS . . . 102 in 1977

Fewest Punts

BY COWBOYS 51 in 1972
 BY OPPONENTS 43 in 1961

*12 Games

Team Single Game Records

MOST POINTS			
Cowboys	59	vs. Detroit (59-13)	September 15, 1968
Opp.	54	Minnesota (54-13)	October 18, 1970
Combined	86	vs. Buffalo (49-37)	September 19, 1971
MOST FIRST DOWNS			
Cowboys	32	vs. Philadelphia	October 9, 1966
Opp.	29	Pittsburgh	October 22, 1967
FEWEST FIRST DOWNS			
Cowboys	8	vs. Cleveland	October 16, 1960
		vs. Pittsburgh	November 12, 1961
		vs. St. Louis	December 10, 1961
		vs. Green Bay	November 29, 1964
		vs. Philadelphia	November 1, 1970
Opp.	5	Philadelphia	November 6, 1966
		Philadelphia	October 20, 1974
MOST FIRST DOWNS RUSHING			
Cowboys	16	vs. Washington	November 16, 1969
		vs. Washington	December 6, 1970
		*vs. San Francisco	January 3, 1971
Opp.	15	Cleveland	December 3, 1961
		Pittsburgh	September 23, 1962
FEWEST FIRST DOWNS RUSHING			
Cowboys	0	vs. Philadelphia	November 1, 1970
Opp.	0	Philadelphia	October 9, 1966
		Pittsburgh	October 30, 1966
MOST FIRST DOWNS PASSING			
Cowboys	23	vs. San Francisco	November 10, 1963
Opp.	21	Chicago	November 11, 1962
FEWEST FIRST DOWNS PASSING			
Cowboys	3	vs. Cleveland	October 16, 1960
		vs. St. Louis	December 10, 1961
		vs. Washington	September 26, 1965
		vs. St. Louis	December 4, 1966
		vs. Minnesota	October 20, 1968
		vs. Atlanta	October 11, 1970
		*vs. Detroit	December 26, 1970
		vs. Washington	December 9, 1972
Opp.	1	Chicago	September 16, 1973
		New York Jets	December 21, 1975
MOST FIRST DOWNS BY PENALTIES			
Cowboys	5	vs. Detroit	December 11, 1960
		vs. Philadelphia	December 10, 1967
		vs. St. Louis	November 3, 1974
Opp.	5	Cleveland	November 21, 1965
		Cleveland	December 7, 1974
MOST NET YARDS TOTAL OFFENSE			
Cowboys	652	vs. Philadelphia	October 9, 1966
Opp.	527	St. Louis	December 9, 1962
FEWEST NET YARDS TOTAL OFFENSE			
Cowboys	126	vs. St. Louis	December 10, 1961
Opp.	63	Green Bay	October 24, 1965
MOST NET YARDS RUSHING			
Cowboys	286	vs. Philadelphia	November 18, 1973
Opp.	289	Philadelphia	October 22, 1961
FEWEST NET YARDS RUSHING			
Cowboys	41	vs. San Francisco	November 7, 1965
Opp.	7	Pittsburgh	October 30, 1966
		*Playoff Game.	

		MOST NET YARDS PASSING		
Cowboys	440	vs. Philadelphia	October	9, 1966
Opp.	437	Chicago	November	18, 1962
		FEWEST NET YARDS PASSING		
Cowboys	—10	vs. Green Bay	October	24, 1965
Opp.	—1	Green Bay	October	24, 1965
		New York Jets	December	21, 1975
		MOST GROSS YARDS PASSING		
Cowboys	460	vs. San Francisco	November	10, 1963
Opp.	466	Chicago	November	18, 1962
		FEWEST GROSS YARDS PASSING		
Cowboys	42	vs. Green Bay	October	24, 1965
Opp.	15	New York Jets	December	21, 1975
		MOST YARDS LOST ATTEMPTING TO PASS		
Cowboys	66	vs. San Francisco	November	23, 1972
Opp.	84	Detroit	October	6, 1975
		MOST TIMES TACKLING PASSER		
Cowboys	12	vs. Pittsburgh	November	22, 1966
Opp.	9	Green Bay	October	24, 1965
		San Francisco	November	23, 1972
		MOST INTERCEPTIONS		
Cowboys	7	vs. Philadelphia	September	30, 1960
		vs. Philadelphia	September	26, 1971
Opp.	5	St. Louis	November	5, 1961
		MOST FUMBLES		
Cowboys	7	vs. New York Giants	October	11, 1971
Opp.	7	Washington	November	28, 1965
		St. Louis	December	3, 1972
		Kansas City	November	10, 1975
		MOST FUMBLES LOST		
Cowboys	5	vs. New Orleans	November	3, 1968
		vs. New York Giants	October	11, 1971
		vs. Kansas City	November	10, 1975
Opp.	5	New York Giants	October	11, 1971
		Chicago	September	16, 1973
		MOST PENALTIES		
Cowboys	14	vs. New York Giants	November	6, 1977
Opp.	11	Chicago	November	1, 1964
		St. Louis	October	9, 1977
		FEWEST PENALTIES		
Cowboys	0	vs. St. Louis	December	10, 1961
Opp.	0	Pittsburgh	October	21, 1962
		Philadelphia	December	5, 1965
		*Detroit	December	26, 1970
		*Miami	January	16, 1972
		*Pittsburgh	January	18, 1976
		MOST YARDS LOST ON PENALTIES		
Cowboys	161	vs. Washington	November	22, 1970
Opp.	166	St. Louis	October	9, 1977
		MOST PUNTS		
Cowboys	10	vs. Pittsburgh	November	12, 1961
		vs. Detroit	October	13, 1963
		vs. Cleveland	October	17, 1965
		vs. Buffalo	November	15, 1976
Opp.	11	Los Angeles	September	30, 1962
		Atlanta	September	15, 1974
		Buffalo	November	15, 1976
		*Playoff Game.		

Miscellaneous Records

INDIVIDUAL

Most Consecutive Passes Completed

- 11 — Roger Staubach (last 2 vs. New Orleans, Sept. 19, 1976, and first 9 vs. Baltimore, Sept. 26, 1976).

Most Consecutive Passes Without Interception

- 166 — Don Meredith (began vs. Philadelphia, Dec. 5, 1965, ended vs. St. Louis, Oct. 16, 1966).

Most Consecutive Games Rush for TD

- 6 — Tony Dorsett in 1977.

Most Consecutive Games Catch TD Pass

- 7 — Frank Clarke (final game of 1961 season, first six games in '62).
Bob Hayes (final three games of 1965 season, first four games in 1966).

Most Consecutive Games Intercept Pass

- 5 — Don Bishop in 1961.

Most Consecutive PATs

- 99 — Mike Clark (last 17 in 1969, all 35 in 1970 and all 47 in 1971).

Most Consecutive Games at Least One Pass Catch

- 45 — Drew Pearson (final three games of 1974 season, all of 1975, 1976 and 1977).

Most Consecutive Games Kick FG

- 10 — Mike Clark (final nine games of 1969 season, first game in 1970).
Toni Fritsch, twice (final seven games of 1972 season, first three games in 1973; first 10 games in 1975).

Most Consecutive Games Played

- 196 — Bob Lilly (from 1961 through 1974).

TEAM

Most Consecutive Games Intercept Pass

- 28 — Every game in 1962 and 1963.

Most Consecutive PATs

- 162 — 1969, 1970, 1971, 1972, 1973.

Most Consecutive Games Without Losing Fumble

- 3 — 1973, 1974, 1975, 1976 and 1977.

PAT Record

- | | |
|---------------------------------------|-----------------------------|
| 21 of 23 in 1960 — last 17 straight. | 50 of 50 in 1971 — all 50. |
| 29 of 29 in 1961 — all 29. | 36 of 36 in 1972 — all 36. |
| 50 of 51 in 1962 — first 33, last 17. | 45 of 46 in 1973 — |
| 38 of 40 in 1963 — first 32. | first 24, last 21. |
| 28 of 30 in 1964 — last 23. | 37 of 38 in 1974 — |
| 37 of 38 in 1965 — last 24. | first 4, last 33. |
| 56 of 56 in 1966 — all 56. | 38 of 40 in 1975 — last 34. |
| 41 of 44 in 1967 — first 8, last 1. | 34 of 34 in 1976 — all 34. |
| 54 of 54 in 1968 — all 54. | 39 of 41 in 1977 — |
| 43 of 44 in 1969 — first 26, last 17. | first 14, last 16. |
| 35 of 35 in 1970 — all 35. | |

Individual Single-Game Records

MOST YARDS GAINED RUSHING

Cowboys	206	Tony Dorsett vs. Philadelphia	Dec. 4, 1977
Opp.	232	Jimmy Brown, Cleveland	Sept. 22, 1963

MOST CARRIES

Cowboys	32	Calvin Hill vs. San Francisco	Nov. 10, 1974
Opp.	27	Dick James, Washington	Dec. 17, 1961
		Lydell Mitchell, Baltimore	Sept. 26, 1976

LONGEST RUN FROM SCRIMMAGE

Cowboys	84	Tony Dorsett vs. Philadelphia	Dec. 4, 1977
Opp.	75	Joe Marconi, Los Angeles	Nov. 6, 1960
		Ed Sutton, New York Giants	Dec. 4, 1960

MOST PASSES ATTEMPTED

Cowboys	49	Roger Staubach vs. Philadelphia	Oct. 26, 1975
Opp.	46	Bill Wade, Chicago	Nov. 18, 1962
		Sonny Jurgensen, Washington	Nov. 13, 1966
		Tarkenton, (43) Wood (3), Giants	Dec. 15, 1968
		Jim Hart, St. Louis	Nov. 25, 1976

MOST PASSES COMPLETED

Cowboys	30	Don Meredith vs. San Francisco	Nov. 10, 1963
Opp.	28	Don Meredith vs. N. Y. Giants	Sept. 18, 1966
		Bill Wade, Chicago	Nov. 18, 1962
		Kent Nix, Pittsburgh	Oct. 22, 1967

MOST YARDS GAINED PASSING

Cowboys	460	Don Meredith vs. San Francisco	Nov. 10, 1963
Opp.	466	Bill Wade, Chicago	Nov. 18, 1962

MOST TOUCHDOWN PASSES

Cowboys	5	Eddie LeBaron vs. Pittsburgh	Oct. 21, 1962
		Don Meredith vs. N. Y. Giants	Sept. 18, 1966
		Don Meredith vs. Philadelphia	Oct. 9, 1966
		Don Meredith vs. Philadelphia	Sept. 29, 1968
		Craig Morton vs. Philadelphia	Oct. 19, 1969
		Craig Morton vs. Houston	Dec. 20, 1970
Opp.	6	Y. A. Tittle, N. Y. Giants	Dec. 16, 1962

LONGEST COMPLETION

Cowboys	95	Don Meredith to Bob Hayes vs. Washington	Nov. 13, 1966
Opp.	94	Norm Snead to Rich Houston, N. Y. Giants	Sept. 24, 1972

MOST PASSES HAD INTERCEPTED

Cowboys	5	Eddie LeBaron vs. Philadelphia	Sept. 30, 1960
Opp.	6	Eddie LeBaron vs. St. Louis	Nov. 5, 1961
		Pete Liske, Philadelphia	Sept. 26, 1971

MOST PASS RECEPTIONS

Cowboys	13	Lance Rentzel vs. Washington	Nov. 19, 1967
Opp.	12	J. R. Wilburn, Pittsburgh	Oct. 22, 1967

MOST YARDS LOST ATTEMPTING TO PASS

Cowboys	63	Roger Staubach vs. St. Louis	Sept. 21, 1969
Opp.	84	Greg Landry, Detroit	Oct. 6, 1975

MOST YARDS ON PASS RECEPTIONS

Cowboys	246	Bob Hayes vs. Washington	Nov. 13, 1966
Opp.	238	Harold Jackson, Los Angeles	Oct. 14, 1973

MOST TOUCHDOWNS ON PASS RECEPTIONS

Cowboys	4	Bob Hayes vs. Houston	Dec. 20, 1970
Opp.	4	Harold Jackson, Los Angeles	Oct. 14, 1973

MOST POINTS SCORED

Cowboys	24	Dan Reeves vs. Atlanta	Nov. 5, 1967
		Bob Hayes vs. Houston	Dec. 20, 1970
		Calvin Hill vs. Buffalo	Sept. 19, 1971
		Duane Thomas vs. St. Louis	Dec. 18, 1971
Opp.	24	Dick James, Washington	Dec. 17, 1961
		Harold Jackson, Los Angeles	Oct. 14, 1973

MOST TOUCHDOWNS

Cowboys	4	Dan Reeves vs. Atlanta	Nov. 5, 1967
		Bob Hayes vs. Houston	Dec. 20, 1970
		Calvin Hill vs. Buffalo	Sept. 19, 1971
		Duane Thomas vs. St. Louis	Dec. 18, 1971
Opp.	4	Dick James, Washington	Dec. 17, 1961
		Harold Jackson, Los Angeles	Oct. 14, 1973

MOST EXTRA POINTS CONVERTED

Cowboys	8	Mike Clark vs. Detroit	Sept. 15, 1968
		Danny Villanueva vs. Philadelphia	Oct. 9, 1966
Opp.	7	Gerry Perry, St. Louis	Dec. 9, 1962

MOST EXTRA POINTS ATTEMPTED

Cowboys	8	Mike Clark vs. Detroit	Sept. 15, 1968
		Danny Villanueva vs. Philadelphia	Oct. 9, 1966
Opp.	7	Sam Baker, Cleveland	Oct. 16, 1960
		Gerry Perry, St. Louis	Dec. 9, 1962

MOST FIELD GOALS MADE

Cowboys	4	Danny Villanueva vs. Cleveland	Nov. 24, 1966
		Toni Fritsch vs. St. Louis	Nov. 12, 1972
		Toni Fritsch vs. Los Angeles	Sept. 21, 1975
Opp.	4	Ed Khayat, Washington	Oct. 9, 1960
		Tommy Davis, San Francisco	Nov. 20, 1960
		Sam Baker, Philadelphia	Dec. 5, 1965
		Fred Cox, Minnesota	Oct. 18, 1970
		Jim Bakken, St. Louis	Dec. 18, 1971

MOST FIELD GOALS ATTEMPTED

Cowboys	7	Mike Clark vs. Chicago	Nov. 24, 1968
Opp.	7	Sam Baker, Philadelphia	Dec. 4, 1965

LONGEST FIELD GOAL

Cowboys	54	Toni Fritsch vs. New York Giants	Sept. 24, 1972
Opp.	54	Pete Gogolak, New York Giants	Nov. 8, 1970

COWBOYS DEFENSE

Most unassisted tackles	14	— Lee Roy Jordan vs. Phil.	Oct. 28, 1973
Most assisted tackles	15	— Jerry Tubbs vs. Chicago	Nov. 27, 1960
Most tackles, combined	21	— Lee Roy Jordan vs. Phil.	Oct. 28, 1973
Most interceptions	3	— Herb Adderley vs. Phil.	Sept. 26, 1971
		— Lee Roy Jordan vs. Cinn.	Nov. 4, 1973
Most yds. gn. ret. int.	121	— Mike Gaechter vs. Washington (two)	Nov. 3, 1963
Longest ret. of int. pass	100	— Mike Gaechter vs. Phil.	Oct. 14, 1962
Most kickoff returns	8	— Mel Renfro vs. Green Bay	Nov. 29, 1964
Most yds. KO rets.	168	— Mel Renfro vs. Washington (4 returns)	Nov. 22, 1964
Longest KO ret.	101	— Amos Marsh vs. Phil.	Oct. 14, 1962
		— Ike Thomas vs. N.Y. Jets	Dec. 4, 1971
Most punt returns	9	— Butch Johnson vs. Buffalo	Nov. 15, 1976
Longest punt return	98	— Dennis Morgan vs. St. L.	Oct. 13, 1974
Most yds. punt returns	*141	— Bob Hayes vs. Cleveland (3 returns)	Dec. 24, 1967
	122	— Bob Hayes vs. Pittsburgh (3 returns)	Dec. 8, 1968

*Playoff Game.

COWBOYS ATTENDANCE RECORDS

TOTAL ATTENDANCE

Year	Home Games (No.)	Avg.	Percent Change	Road Games (No.)	Pre-Season Games (No.)	Post Season Games	Grand Total
1960—	128,500(6)	21,417	—	214,820(6)	120,284(6)	—	463,604
1961—	172,000(7)	24,571	+33.9%	251,443(7)	97,584(5)	—	521,027
1962—	152,446(7)	21,778	-11.4%	278,807(7)	178,683(5)	—	609,936
1963—	188,727(7)	26,961	+23.8%	280,062(7)	214,290(5)	—	683,079
1964—	268,661(7)	38,380	+42.3%	356,339(7)	207,751(5)	—	832,751
1965—	388,912(7)	55,559	+44.8%	366,390(7)	199,395(5)	65,569	1,020,266
1966—	473,373(7)	67,625	+21.7%	408,889(7)	238,186(5)	75,504	1,195,952
1967—	460,476(7)	65,782	-2.7%	402,843(7)	278,511(5)	—	1,263,477
1968—	470,110(7)	67,158	+2.1%	401,626(7)	300,909(6)	104,458	1,277,103
1969—	443,352(7)	63,336	-5.7%	434,477(7)	384,095(6)	100,472	1,362,396
1970—	411,531(7)	58,790	-7.2%	398,377(7)	347,327(6)	212,847	1,370,082
1971—	466,220(7)	66,603	+13.3%	416,043(7)	375,250(6)	196,716	1,454,229
1972—	446,990(7)	63,856	-4.1%	391,852(7)	474,273(7)	114,343	1,427,458
1973—	433,030(7)	61,861	-3.1%	423,177(7)	355,994(6)	128,815	1,341,016
1974—	373,435(7)	53,348	-13.8%	378,233(7)	284,620(6)	—	1,036,288
1975—	402,294(7)	57,471	+7.7%	404,074(7)	273,567(6)	211,095	1,291,029
1976—	412,698(7)	58,957	+2.6%	414,867(7)	320,564(6)	62,436	1,210,565
1977—	432,885(7)	61,840	+5.0%	398,486(7)	329,549(6)	201,288	1,362,208
Total—	6,525,640(125)	52,205	—	6,620,804(125)	4,980,832(102)	1,595,190	19,722,466

*LARGEST CROWDS

Home

80,259 — Dallas 26, Cleveland 14; Nov. 24, 1966.
76,965 — Dallas 31, St. Louis 17; Dec. 4, 1966.

Away

84,850 — Cleveland 42, Dallas 10; Nov. 2, 1969.
84,728 — Dallas 17, New Orleans 3; Nov. 3, 1968.

SMALLEST CROWDS

Home

†10,000 — San Francisco 26, Dallas 14; Nov. 20, 1960.
12,692 — Chicago 34, Dallas 33; Nov. 18, 1962.

Away

12,695 — Dallas 28, St. Louis 24; Dec. 15, 1963.
14,102 — St. Louis 52, Dallas 20; Dec. 9, 1962.

*Cowboys-Rams played before 87,381 in pre-season, Aug. 8, 1969 in Los Angeles.
†Estimated; no turnstiles in Cotton Bowl in 1960 and 1961.

Cowboys Big Days

RUSHING

(includes all 100-yard days)

- 206—Tony Dorsett vs. Philadelphia, Dec. 4, 1977 (23 carries).
- 153—Calvin Hill vs. San Francisco, Nov. 10, 1974 (32 carries).
- 150—Calvin Hill vs. Washington, Nov. 16, 1969 (27 carries).
- 143—Duane Thomas vs. San Francisco, Jan. 3, 1971 (27 carries).
- 141—Tony Dorsett vs. St. Louis, Oct. 9, 1977 (14 carries).
- 140—Calvin Hill vs. Philadelphia, Oct. 20, 1974 (26 carries).
- 138—Calvin Hill vs. New Orleans, Sept. 28, 1969 (23 carries).
- 137—Don Perkins vs. St. Louis, Oct. 28, 1962 (24 carries).
- 137—Don Perkins vs. N. Y. Giants, Oct. 11, 1964 (17 carries).
- 135—Duane Thomas vs. Detroit, Dec. 26, 1970 (30 carries).
- 134—Duane Thomas vs. Kansas City, Oct. 25, 1970 (20 carries).
- 133—Don Perkins vs. Green Bay, Oct. 24, 1965 (22 carries).
- 130—Calvin Hill vs. Chicago, Sept. 16, 1973 (31 carries).
- 125—Calvin Hill vs. San Francisco, Dec. 23, 1972 (18 carries).
- 124—Robert Newhouse vs. St. Louis, Dec. 16, 1973 (19 carries).
- 123—Don Perkins vs. Cleveland, Dec. 3, 1961 (20 carries).
- 123—Duane Thomas vs. Washington, Dec. 6, 1970 (19 carries).
- 123—Calvin Hill vs. N. Y. Giants, Oct. 21, 1973 (23 carries).
- 120—Robert Newhouse vs. Seattle, Oct. 3, 1976 (19 carries).
- 120—Calvin Hill vs. St. Louis, Dec. 3, 1972 (26 carries).
- 121—Walt Garrison vs. Washington, Dec. 9, 1972 (10 carries).
- 117—Amos Marsh vs. Cleveland, Dec. 2, 1962 (17 carries).
- 117—Calvin Hill vs. Philadelphia, Sept. 20, 1970 (25 carries).
- 117—Calvin Hill vs. Atlanta, Oct. 11, 1970 (29 carries).
- 115—Duane Thomas vs. Houston, Dec. 20, 1970 (17 carries).
- 114—Dan Reeves vs. Cleveland, Sept. 17, 1967 (18 carries).
- 112—Duane Thomas vs. N. Y. Jets, Dec. 4, 1971 (14 carries).
- 111—Don Perkins vs. Cleveland, Nov. 24, 1966 (23 carries).
- 111—Don Perkins vs. Atlanta, Nov. 5, 1967 (21 carries).
- 111—Calvin Hill vs. Washington, Dec. 9, 1972 (24 carries).
- 110—Calvin Hill vs. Washington, Dec. 9, 1973 (27 carries).
- 109—Amos Marsh vs. Washington, Nov. 4, 1962 (10 carries).
- 109—Don Perkins vs. Washington, Sept. 29, 1963 (25 carries).
- 109—Calvin Hill vs. New Orleans, Nov. 9, 1969 (13 carries).
- 108—Don Perkins vs. Minnesota, Sept. 24, 1961 (17 carries).
- 108—Don Perkins vs. Pittsburgh, Oct. 21, 1962 (20 carries).
- 108—Dan Reeves vs. Washington, Dec. 11, 1966 (10 carries).
- 108—Don Perkins vs. Green Bay, Jan. 1, 1967 (17 carries).
- 108—Calvin Hill vs. Pittsburgh, Oct. 8, 1972 (23 carries).
- 108—Robert Newhouse vs. N. Y. Jets, Dec. 21, 1975 (19 carries).
- 104—Duane Thomas vs. Washington, Nov. 17, 1968 (13 carries).
- 104—Scott Laidlaw vs. Philadelphia, Sept. 12, 1976 (19 carries).
- 103—Don Perkins vs. Washington, Nov. 17, 1968 (13 carries).
- 103—Calvin Hill vs. Washington, Oct. 8, 1973 (21 carries).
- 102—Walt Garrison vs. N. Y. Giants, Oct. 27, 1969 (16 carries).
- 101—Duane Thomas vs. St. Louis, Nov. 7, 1971 (26 carries).
- 101—Preston Pearson vs. Green Bay, Oct. 19, 1975 (15 carries).
- 100—Calvin Hill vs. Philadelphia, Nov. 19, 1972 (15 carries).
- 100—Calvin Hill vs. Philadelphia, Oct. 28, 1973 (25 carries).

PASSING

- 460—Don Meredith vs. San Francisco, Nov. 10, 1963 (30 of 48).
- 406—Don Meredith vs. Washington, Nov. 13, 1966 (21 of 29).
- 394—Don Meredith vs. Philadelphia, Nov. 6, 1966 (14 of 24).
- 358—Don Meredith vs. N. Y. Giants, Sept. 18, 1966 (14 of 24).
- 349—Craig Morton vs. Houston, Dec. 20, 1970 (13 of 17).
- 345—Eddie LeBaron vs. Pittsburgh, Sept. 24, 1960 (15 of 28).
- 339—Roger Staubach vs. Baltimore, Sept. 26, 1976 (22 of 28).
- 326—Don Meredith vs. St. Louis, Dec. 11, 1965 (16 of 30).
- 314—Roger Staubach vs. Philadelphia, Oct. 26, 1975 (27 of 49).
- 307—Roger Staubach vs. St. Louis, Sept. 28, 1975 (23 of 34).
- 306—Don Meredith vs. Philadelphia, Oct. 13, 1968 (21 of 38).
- 302—Don Meredith vs. Philadelphia, Nov. 17, 1963 (25 of 33).

*Playoff Game.

Cowboys Big Days (Cont.)

RECEIVING

- 246 — Bob Hayes vs. Washington, Nov. 13, 1966 (9 catches).
- 241 — Frank Clarke vs. Washington, Sept. 16, 1962 (10 catches).
- 223 — Lance Rentzel vs. Washington, Nov. 19, 1967 (13 catches).
- 195 — Bob Hayes vs. N. Y. Giants, Sept. 18, 1966 (6 catches).
- 190 — Frank Clarke vs. San Francisco, Nov. 10, 1963 (8 catches).
- 188 — Drew Pearson vs. Detroit, Oct. 6, 1975 (6 catches).
- 187 — Bob Hayes vs. Houston, Dec. 20, 1970 (6 catches).
- 177 — Bob Hayes vs. Philadelphia, Oct. 10, 1965 (8 catches).
- 170 — Bob Hayes vs. Pittsburgh, Oct. 22, 1967 (7 catches).
- 168 — Frank Clarke vs. N. Y. Giants, Oct. 20, 1963 (4 catches).
- 161 — Drew Pearson vs. Philadelphia, Sept. 23, 1974 (10 catches).

The Last Time . . .

Punt Returned for TD

- BY COWBOYS — Charlie Waters (Jay Saldi block), 17 yards, vs. Philadelphia, Oct. 23, 1977. Golden Richards, 43 yards, vs. Philadelphia, Oct. 26, 1975.
- BY OPPONENT — Bob Hammond, N.Y. Giants, 68 yards, Sept. 25, 1977.

Kickoff Returned for TD

- BY COWBOYS — Thomas Henderson, 97 yards, vs. St. Louis, Sept. 28, 1975.
- BY OPPONENT — *Vic Washington, San Francisco, 97 yards, Dec. 23, 1972 (Regular season — Tim Brown, Philadelphia, 90 yards, Nov. 6, 1966. Brown returned earlier kickoff in same game 93 yards for TD).

Intercepted Pass Returned for TD

- BY COWBOYS — Thomas Henderson, 79 yards, vs. Tampa Bay, Oct. 2, 1977.
- BY OPPONENT — Mike Hartenstine, Chicago, 12 yards, Oct. 24, 1976.

Shutout Scored

- BY COWBOYS — Dallas 37, Detroit 0, Oct. 30, 1977.
- BY OPPONENT — St. Louis 38, Dallas 0, Nov. 16, 1970.

Fumble Returned for TD

- BY COWBOYS — Drew Pearson, recovered in end zone vs. New Orleans, Sept. 19, 1976.
- BY OPPONENT — Charlie Davis, St. Louis, 35 yards, Oct. 9, 1977.

PAT Unsuccessful

- BY COWBOYS — Efren Herrera vs. Philadelphia, Oct. 23, 1977.
- BY OPPONENT — John Leyboldt, Seattle, Oct. 3, 1976.

Punt Blocked

- BY COWBOYS — Jay Saldi vs. Philadelphia, Oct. 23, 1977.
- BY OPPONENT — Mark Murphy, Washington, Oct. 16, 1977.

*Playoff game.

Cowboys Longest Plays

LONG RUNS FROM SCRIMMAGE

- 84—Tony Dorsett vs. Philadelphia, Dec. 4, 1977 (TD).
- 77—Tony Dorsett vs. St. Louis, Oct. 9, 1977 (TD).
- 73—Amos Bullocks vs. Chicago, Nov. 18, 1962 (TD).
- 71—Amos Marsh vs. New York, Oct. 15, 1961.
- 70—Amos Marsh vs. Washington, Nov. 4, 1962.
- 68—Les Shy vs. Philadelphia, Oct. 9, 1966.
- 67—Dan Reeves vs. Washington, Dec. 11, 1966 (TD).
- 64—Jim Stiger vs. Washington, Nov. 22, 1964.
- 59—Don Perkins vs. Pittsburgh, Sept. 27, 1964.
- 56—Frank Clarke vs. New Orleans, Nov. 12, 1967.
- 56—Duane Thomas vs. New England, Oct. 24, 1971 (TD).
- 55—Calvin Hill vs. New Orleans, Nov. 9, 1969.

LONG FORWARD PASSES

- 95—Don Meredith to Bob Hayes vs. Washington, Nov. 13, 1966 (TD).
- 89—Craig Morton to Bob Hayes vs. Kansas City, Oct. 25, 1970 (TD).
- *86—Don Meredith to Bob Hayes vs. Cleveland, Dec. 24, 1967 (TD).
- 86—Craig Morton to Lance Rentzel vs. Philadelphia, Nov. 1, 1970 (TD).
- 85—Eddie LeBaron to Amos Marsh vs. Los Angeles, Sept. 30, 1962 (TD).
- 85—Roger Staubach to Bob Hayes vs. N. Y. Giants, Dec. 12, 1971 (TD).
- 84—Don Meredith to Pete Gent vs. Pittsburgh, Oct. 30, 1966 (TD).

LONG PUNTS

- 84—Ron Widby vs. New Orleans, Nov. 3, 1968.
- 75—Billy Lothridge vs. New York, Oct. 11, 1964.
- 75—Sam Baker vs. Los Angeles, Sept. 30, 1962.
- 71—Billy Lothridge vs. St. Louis, Sept. 12, 1964.
- 71—Sam Baker vs. New York, Dec. 16, 1962.

LONG PUNT RETURNS

- 98—Dennis Morgan vs. St. Louis, Oct. 13, 1974 (TD).
- 90—Bob Hayes vs. Pittsburgh, Dec. 8, 1968 (TD).
- 69—Bob Hayes vs. St. Louis, Nov. 23, 1967 (TD).
- 69—Mel Renfro vs. Green Bay, Nov. 29, 1964 (TD).
- *68—Bob Hayes vs. Cleveland, Dec. 24, 1967.
- 63—Bob Hayes vs. New York, Dec. 15, 1968 (TD).
- *63—Golden Richards vs. Minnesota, Dec. 30, 1973 (TD).
- 55—Butch Johnson vs. Philadelphia, Dec. 5, 1976.
- 51—Mel Renfro vs. Cleveland, Oct. 4, 1964.
- 50—Bob Hayes vs. Washington, Nov. 16, 1969.

LONG KICKOFF RETURNS

- 101—Amos Marsh vs. Philadelphia, Oct. 14, 1962 (TD).
- 101—Ike Thomas vs. New York Jets, Dec. 4, 1971 (TD).
- 100—Mark Washington vs. Washington, Nov. 22, 1970 (TD).
- 100—Mel Renfro vs. San Francisco, Nov. 7, 1965 (TD).
- 97—Thomas Henderson vs. St. Louis, Sept. 28, 1975 (TD).
- 89—Ike Thomas vs. Los Angeles, Nov. 25, 1971 (TD).
- 87—Mel Renfro vs. Pittsburgh, Oct. 30, 1966 (TD).

LONG INTERCEPTION RETURNS

- 100—Mike Gaechter vs. Philadelphia, Oct. 14, 1962 (TD).
- 90—Mel Renfro vs. St. Louis, Oct. 4, 1965 (TD).
- 86—Mike Gaechter vs. Washington, Nov. 3, 1963.

LONG FUMBLE RETURNS

- 97—Chuck Howley vs. Atlanta, Oct. 2, 1966 (TD).
- 84—Don Bishop vs. St. Louis, Oct. 28, 1962 (TD).
- 63—Jim Ridlon vs. Philadelphia, Dec. 6, 1964 (TD).

LONG RETURNS OF FIELD-GOAL ATTEMPTS

- 94—Jerry Norton vs. St. Louis, Dec. 9, 1962 (TD).
- 60—Mike Gaechter vs. Washington, Nov. 28, 1965 (TD).
- 60—Obert Logan vs. New York, Dec. 19, 1965 (TD).

*Playoff Game.

THE WAY IT WAS



EDDIE LEBARON AND FRIENDS (JULY, 1960)
FOREST GROVE, ORE., TRAINING CAMP

Cowboys All-Time Results

All-Time Regular Season
Record: 149-95-6
Playoff Record: 14-11

*—Designates Home Games

1960 (0-11-1)

Tom Landry, Head Coach

L	*28	Pittsburgh (30,000)	... 35
L	*25	Philadelphia (18,500)	... 27
L	14	Washington (21,142)	... 26
L	*7	Cleveland (28,500)	... 48
L	10	St. Louis (23,128)	... 12
L	*7	Baltimore (25,500)	... 45
L	*13	Los Angeles (16,000)	... 38
L	7	Green Bay (32,294)	... 41
L	*14	San Francisco (10,000)	... 26
L	7	Chicago (39,951)	... 17
T	31	New York (55,033)	... 31
L	14	Detroit (43,272)	... 23
	177		369

1961 (4-9-1)

Tom Landry, Head Coach

W	*27	Pittsburgh (23,500)	... 24
W	*21	Minnesota (20,500)	... 7
L	7	Cleveland (43,638)	... 25
L	28	Minnesota (33,070)	... 0
W	*10	New York (41,500)	... 31
L	*7	Philadelphia (25,000)	... 43
W	17	New York (60,254)	... 16
L	*17	St. Louis (20,500)	... 31
L	7	Pittsburgh (17,519)	... 37
T	*28	Washington (17,500)	... 28
L	13	Philadelphia (60,127)	... 35
L	*17	Cleveland (23,500)	... 38
L	13	St. Louis (15,384)	... 31
L	24	Washington (21,451)	... 34
	236		380

1962 (5-8-1)

Tom Landry, Head Coach

T	*35	Washington (15,730)	... 35
L	*28	Pittsburgh (19,478)	... 30
W	27	Los Angeles (26,907)	... 17
L	10	Cleveland (44,040)	... 19
W	*41	Philadelphia (18,645)	... 19
W	42	Pittsburgh (23,106)	... 27
L	*24	St. Louis (16,027)	... 28
W	38	Washington (49,888)	... 10
L	*10	New York (45,668)	... 41
L	*33	Chicago (12,692)	... 34
L	14	Philadelphia (58,070)	... 28
W	*45	Cleveland (24,226)	... 21
L	20	St. Louis (14,102)	... 52
L	31	New York (62,694)	... 41
	398		402



1963 (4-10)

Tom Landry, Head Coach

L	*7	St. Louis (36,432)	... 34
L	*24	Cleveland (28,710)	... 41
L	17	Washington (40,101)	... 21
L	21	Philadelphia (60,671)	... 24
W	*17	Detroit (27,264)	... 14
L	21	New York (62,889)	... 37
L	21	Pittsburgh (19,047)	... 27
W	*35	Washington (18,838)	... 20
L	24	San Francisco (29,563)	... 31
W	*27	Philadelphia (23,694)	... 20
L	17	Cleveland (55,096)	... 27
L	*27	New York (29,653)	... 34
L	*19	Pittsburgh (24,136)	... 24
W	28	St. Louis (12,695)	... 24
	305		378

1964 (5-8-1)

Tom Landry, Head Coach

L	*6	St. Louis (36,605)	... 16
W	*24	Washington (25,158)	... 18
L	17	Pittsburgh (35,594)	... 23
L	6	Cleveland (72,062)	... 27
T	*13	New York (33,324)	... 13
L	*16	Cleveland (37,456)	... 20
W	31	St. Louis (28,253)	... 13
W	24	Chicago (47,527)	... 10
W	31	New York (63,031)	... 21
L	*14	Philadelphia (55,972)	... 17
L	16	Washington (49,219)	... 28
L	*21	Green Bay (44,975)	... 45
L	14	Philadelphia (60,671)	... 24
W	*17	Pittsburgh (35,271)	... 14
	250		289

1965 (7-7)

Tom Landry, Head Coach

W	*31	New York (59,366)	... 2
W	*27	Washington (61,577)	... 7
L	13	St. Louis (32,034)	... 20
L	*24	Philadelphia (56,249)	... 35
L	17	Cleveland (80,451)	... 23
L	3	Green Bay (48,311)	... 13
L	13	Pittsburgh (37,804)	... 22
W	*39	San Francisco (39,677)	... 31
W	*24	Pittsburgh (57,293)	... 17
L	*17	Cleveland (76,251)	... 24
L	31	Washington (50,205)	... 34
W	21	Philadelphia (54,714)	... 19
W	*27	St. Louis (38,499)	... 13
W	*38	New York (62,871)	... 20
	325		280

PLAYOFF BOWL GAME (Miami)

L	3	Baltimore (65,569)	... 35
---	---	--------------------	--------

1966 (10-3-1)

Tom Landry, Head Coach

W	*52	New York (60,010)	7
W	*28	Minnesota (64,116)	17
W	47	Atlanta (56,990)	14
W	*56	Philadelphia (69,372)	7
T	10	St. Louis (50,673)	10
L	21	Cleveland (84,721)	30
W	*52	Pittsburgh (58,453)	21
L	23	Philadelphia (60,658)	24
W	31	Washington (50,927)	30
W	20	Pittsburgh (42,185)	7
W	*26	Cleveland (80,259)	14
W	*31	St. Louis (76,965)	17
L	*31	Washington (64,198)	34
W	17	New York (62,735)	7
	445			239

1966 CHAMPIONSHIP GAME (Dallas)

L	27	Green Bay (75,504)	34
---	----	--------------------	------	----

1967 (9-5)

Tom Landry, Head Coach

W	21	Cleveland (81,039)	14
W	*38	New York (66,209)	24
L	*13	Los Angeles (75,229)	35
W	17	Washington (50,566)	14
W	*14	New Orleans (64,128)	10
W	24	Pittsburgh (39,641)	21
L	14	Philadelphia (60,740)	21
W	*37	Atlanta (54,751)	7
W	27	New Orleans (83,437)	10
L	*20	Washington (75,538)	27
W	*46	St. Louis (68,787)	21
L	17	Baltimore (60,238)	23
W	*38	Philadelphia (55,834)	17
L	16	San Francisco (27,182)	24
	342			268

1967 EASTERN CHAMPIONSHIP GAME (Dallas)

W	52	Cleveland (70,786)	14
---	----	--------------------	------	----

1967 CHAMPIONSHIP GAME (Green Bay)

L	17	Green Bay (50,861)	21
---	----	--------------------	------	----

1968 (12-2)

Tom Landry, Head Coach

W	*59	Detroit (61,382)	13
W	*28	Cleveland (68,733)	7
W	45	Philadelphia (60,858)	13
W	27	St. Louis (48,296)	10
W	*34	Philadelphia (72,083)	14
W	20	Minnesota (47,644)	7
L	*17	Green Bay (74,604)	28
W	17	New Orleans (84,728)	3
L	*21	New York (72,163)	27
W	44	Washington (50,816)	24
W	34	Chicago (46,667)	3
W	*29	Washington (66,076)	20
W	*28	Pittsburgh (55,069)	7
W	28	New York (62,617)	10
	431			186

1968 EASTERN CHAMPIONSHIP GAME (Cleveland)

L	20	Cleveland (81,497)	31
---	----	--------------------	------	----

PLAYOFF BOWL GAME (Miami)

W	17	Minnesota (22,961)	13
---	----	--------------------	------	----

1969 (11-2-1)

Tom Landry, Head Coach

W	*24	St. Louis (62,134)	3
W	*21	New Orleans (79,567)	17
W	38	Philadelphia (60,658)	7
W	24	Atlanta (54,833)	17
W	*49	Philadelphia (71,509)	14
W	*25	New York (58,964)	3
L	10	Cleveland (84,850)	42
W	*33	New Orleans (68,282)	17
W	41	Washington (50,474)	28
L	23	Los Angeles (79,105)	24
T	*24	San Francisco (62,348)	24
W	10	Pittsburgh (24,990)	7
W	*27	Baltimore (63,191)	10
W	*20	Washington (56,924)	10
	369			223

1969 EASTERN CHAMPIONSHIP GAME (Dallas)

L	14	Cleveland (69,321)	38
---	----	--------------------	------	----

PLAYOFF BOWL GAME (Miami)

L	0	Los Angeles (31,151)	31
---	---	----------------------	------	----

1970 (10-4)

Tom Landry, Head Coach

W	17	Philadelphia (59,728)	7
W	*28	N.Y. Giants (57,239)	10
L	7	St. Louis (50,780)	20
W	*13	Atlanta (53,611)	0
L	13	Minnesota (47,900)	54
W	27	Kansas City (51,158)	16
W	*21	Philadelphia (55,736)	17
L	*20	N.Y. Giants (62,928)	23
L	*0	St. Louis (69,323)	38
W	45	Washington (50,415)	21
W	*16	Green Bay (67,182)	3
W	*34	Washington (57,936)	0
W	6	Cleveland (75,458)	2
W	*52	Houston (50,504)	10
	299			221

1970 DIVISIONAL PLAYOFF (Dallas)

W	5	Detroit (73,167)	0
---	---	------------------	------	---

1970 NFC CHAMPIONSHIP GAME (San Francisco)

W	17	San Francisco (59,625)	10
---	----	------------------------	------	----

SUPER BOWL V (Miami)

L	13	Baltimore (80,055)	16
---	----	--------------------	------	----

1971 (11-3)

Tom Landry, Head Coach

W	49	Buffalo (46,206)	37
W	42	Philadelphia (65,358)	7
L	*16	Washington (72,000)	20
W	*20	N. Y. Giants (68,378)	13
L	14	New Orleans (83,088)	24
W	*44	New England (65,708)	21
L	19	Chicago (55,049)	23
W	16	St. Louis (50,486)	13
W	*20	Philadelphia (60,178)	7
W	13	Washington (53,041)	0
W	*28	Los Angeles (66,595)	21
W	*52	N. Y. Jets (66,689)	10
W	42	N. Y. Giants (62,815)	14
W	*31	St. Louis (66,672)	12
	406			222

1971 DIVISIONAL PLAYOFF (Minnesota)

W	20	Minnesota (49,100)	12
---	----	--------------------	------	----

1971 NFC CHAMPIONSHIP GAME (Dallas)

W	14	San Francisco (66,311)	3
---	----	------------------------	------	---

SUPER BOWL VI (New Orleans)

W	24	Miami (81,035)	3
---	----	----------------	------	---

1972 (10-4)

Tom Landry, Head Coach

W	*28	Philadelphia (55,850)	..	6
W	23	N. Y. Giants (62,725)	..	14
L	13	Green Bay (47,103)	..	16
W	*17	Pittsburgh (65,682)	..	13
W	21	Baltimore (58,992)	..	0
L	20	Washington (53,039)	..	24
W	*28	Detroit (65,378)	..	24
W	34	San Diego (54,476)	..	28
W	*33	St. Louis (65,218)	..	24
W	28	Philadelphia (65,720)	..	7
L	*10	San Francisco (65,124)	..	31
W	27	St. Louis (49,797)	..	6
W	*34	Washington (65,136)	..	24
L	*3	N. Y. Giants (64,602)	..	23
	319			240

1972 DIVISIONAL PLAYOFF (San Francisco)

W	30	San Francisco (61,214)	..	28
---	----	------------------------	----	----

1972 NFC CHAMPIONSHIP GAME (Washington)

L	3	Washington (53,129)	..	26
---	---	---------------------	----	----

1973 (10-4)

Tom Landry, Head Coach

W	20	Chicago (55,701)	..	17
W	*40	New Orleans (53,972)	..	3
W	*45	St. Louis (64,815)	..	10
L	7	Washington (54,314)	..	14
L	31	Los Angeles (81,428)	..	37
W	*45	N. Y. Giants (64,898)	..	28
L	16	Philadelphia (65,954)	..	30
W	*38	Cincinnati (58,802)	..	10
W	23	N. Y. Giants (70,128)	..	10
W	*31	Philadelphia (61,985)	..	10
L	*7	Miami (64,100)	..	14
W	22	Denver (51,706)	..	10
W	*27	Washington (64,458†)	..	7
W	30	St. Louis (43,946)	..	3
	382			203

1973 DIVISIONAL PLAYOFF (Dallas)

W	27	Los Angeles (64,291)	..	16
---	----	----------------------	----	----

1973 NFC CHAMPIONSHIP GAME (Dallas)

L	10	Minnesota (64,524)	..	27
---	----	--------------------	----	----

1974 (8-6)

Tom Landry, Head Coach

W	24	Atlanta (52,322)	..	0
L	10	Philadelphia (64,088)	..	13
L	*6	N. Y. Giants (45,841)	..	14
L	*21	Minnesota (57,847)	..	23
L	28	St. Louis (49,885)	..	31
W	*31	Philadelphia (43,586)	..	24
W	21	N. Y. Giants (61,918)	..	7
W	*17	St. Louis (64,146)	..	14
W	*20	San Francisco (50,018)	..	14
L	21	Washington (54,395)	..	28
W	10	Houston (49,775)	..	0
W	*24	Washington (63,243)	..	23
W	*41	Cleveland (48,754)	..	17
L	23	Oakland (45,850)	..	27
	297			235

1975 (10-4)

Tom Landry, Head Coach

W	*18	Los Angeles (49,091)	..	7
W	*37	St. Louis (52,417) (OT)	..	31
W	36	Detroit (79,784)	..	10
W	13	N. Y. Giants (56,511)	..	7
L	*17	Green Bay (64,934)	..	19
W	20	Philadelphia (64,889)	..	17
L	24	Washington (55,004) (OT)	..	30
L	*31	Kansas City (63,539)	..	34
W	34	New England (60,905)	..	31
W	*27	Philadelphia (57,893)	..	17
W	*14	N. Y. Giants (53,329)	..	3
L	17	St. Louis (49,701)	..	31
W	*31	Washington (61,091)	..	10
W	31	N. Y. Jets (37,279)	..	21
	350			268

1975 DIVISIONAL PLAYOFF (Minnesota)

W	17	Minnesota (48,341)	..	14
---	----	--------------------	----	----

1975 NFC CHAMPIONSHIP GAME (Los Angeles)

W	37	Los Angeles (84,483)	..	7
L	17	Pittsburgh (80,187)	..	21

1976 (11-3)

Tom Landry, Head Coach

W	*27	Philadelphia (54,052)	..	7
W	24	New Orleans (61,413)	..	6
W	*30	Baltimore (64,237)	..	27
W	28	Seattle (62,027)	..	13
W	24	N. Y. Giants (76,042)	..	14
L	17	St. Louis (50,317)	..	21
W	*31	Chicago (61,346)	..	21
W	20	Washington (55,004)	..	7
W	*9	N. Y. Giants (58,870)	..	3
W	*17	Buffalo (51,779)	..	10
L	10	Atlanta (54,992)	..	17
W	*19	St. Louis (62,498)	..	14
W	26	Philadelphia (55,072)	..	7
L	*14	Washington (59,916)	..	27
	296			194

1976 DIVISIONAL PLAYOFF (Dallas)

L	12	Los Angeles (62,436)	..	14
---	----	----------------------	----	----

1977 (12-2)

Tom Landry, Head Coach

W	16	Minnesota (47,678) (OT)	..	10
W	*41	N. Y. Giants (64,215)	..	21
W	*23	Tampa Bay (55,316)	..	7
W	30	St. Louis (50,129)	..	24
W	*34	Washington (62,115)	..	16
W	16	Philadelphia (65,507)	..	10
W	*37	Detroit (63,160)	..	0
W	24	N. Y. Giants (74,532)	..	10
L	*17	St. Louis (64,038)	..	24
L	13	Pittsburgh (49,761)	..	28
W	14	Washington (55,031)	..	7
W	*24	Philadelphia (60,289)	..	14
W	42	San Francisco (55,848)	..	35
W	*14	Denver (63,752)	..	6
	345			212

1977 DIVISIONAL PLAYOFF (Dallas)

W	37	Chicago (62,920)	..	7
---	----	------------------	----	---

1977 NFC CHAMPIONSHIP GAME (Dallas)

W	23	Minnesota (61,968)	..	6
W	27	Denver (76,400)	..	10

Cowboys All-Time Pre-Season Results

1960 (1-5)

Dal.	Opp.
10 San Francisco (22,000)	@ Seattle 16
13 St. Louis (14,000)	@ San Antonio 20
10 Baltimore (40,000)	@ Dallas 14
14 New York (10,663)	@ Louisville 3
14 Los Angeles (13,500)	@ Pendleton 49
23 Green Bay (20,121)	@ Minn. 28

1961 (2-3)

38 Minnesota (4,954)	@ Sioux Falls 13
7 Green Bay (30,000)	@ Dallas 30
10 N. Y. (21,500)	@ Albuquerque 28
35 Baltimore (19,000)	@ Norman 24
10 S. F. (22,130)	@ Sacramento 24

1962 (0-5)

7 Green Bay (54,500)	@ Dallas 31
24 Detroit (77,683)	@ Cleveland 35
10 Baltimore (14,000)	@ Roanoke 24
7 S. F. (20,000)	@ Sacramento 26
26 Minnesota (12,500)	@ Atlanta 45

1963 (3-2)

17 Los Angeles (70,675)	@ L. A. 14
10 Green Bay (53,121)	@ Dallas 31
17 Los Angeles (29,349)	@ Portland 20
37 S. F. (9,927)	@ Bakersfield 24
27 Detroit (51,218)	@ New Orleans 17

1964 (1-4)

6 Los Angeles (57,450)	@ L. A. 17
34 S. F. (24,679)	@ Portland 23
16 Los Angeles (30,565)	@ Portland 25
3 Green Bay (60,057)	@ Dallas 35
6 Chicago (35,000)	@ New Orleans 21

1965 (2-3)

0 Los Angeles (31,579)	@ L. A. 9
7 S. F. (24,837)	@ Portland 27
21 Green Bay (67,954)	@ Dallas 12
17 Minn. (41,500)	@ Birmingham 57
34 Chicago (33,525)	@ Tulsa 21

1966 (5-0)

24 San Francisco (28,899)	@ S. F. 13
20 Los Angeles (44,217)	@ L. A. 10
21 Green Bay (75,504)	@ Dallas 3
20 Detroit (31,250)	@ Tulsa 10
28 Minnesota (58,316)	@ Dallas 24

1967 (2-3)

6 Los Angeles (57,595)	@ L. A. 20
30 San Francisco (31,212)	@ S. F. 24
3 Green Bay (78,087)	@ Dallas 20
30 Houston (53,125)	@ Houston 17
7 Baltimore (58,492)	@ Dallas 33

1968 (3-3)

24 Chicago (14,578)	@ Canton 30
16 San Francisco (27,530)	@ S. F. 14
42 Los Angeles (64,978)	@ L. A. 10
27 Green Bay (72,014)	@ Dallas 31
33 Houston (52,289)	@ Houston 19
10 Baltimore (69,520)	@ Dallas 16

1969 (4-2)

Dal.	Opp.
17 Los Angeles (87,381)	@ L. A. 24
20 San Francisco (33,894)	@ S. F. 17
31 Green Bay (73,764)	@ Dallas 13
14 Houston (55,310)	@ Houston 11
25 N. Y. Jets (74,771)	@ Dallas 9
7 Baltimore (58,975)	@ Dallas 23

1970 (1-5)

20 San Diego (39,392)	@ San Diego 10
10 Los Angeles (64,646)	@ L. A. 17
34 Green Bay (72,389)	@ Dallas 35
21 Houston (46,548)	@ Houston 37
0 Kansas City (69,055)	@ Dallas 13
21 New York Jets (55,297)	@ Dallas 29

1971 (6-0)

45 Los Angeles (87,187)	@ L. A. 21
36 New Orleans (73,560)	@ Dallas 21
16 Cleveland (69,099)	@ Dallas 15
28 Houston (49,078)	@ Houston 20
27 Baltimore (22,291)	@ Baltimore 14
24 Kansas City (74,035)	@ Dallas 17

1972 (6-1)

20 College All-Stars (54,162)	@ Chi. 7
26 Houston (65,405)	@ Dallas 24
27 Los Angeles (66,051)	@ L. A. 13
30 New Orleans (81,070)	@ N. O. 7
34 N. Y. Jets (65,386)	@ Dallas 27
10 Kansas City (79,592)	@ K. C. 20
16 Oakland (62,607)	@ Dallas 10

1973 (4-2)

24 Los Angeles (75,461)	@ L. A. 7
26 Oakland (53,723)	@ Oakland 27
24 New Orleans (61,022)	@ Dallas 14
24 Houston (46,942)	@ Houston 27
27 Kansas City (57,468)	@ Dallas 16
26 Miami (61,378)	@ Dallas 23

1974 (3-3)

7 Oakland (41,049)	@ Oakland 27
13 Los Angeles (46,468)	@ L. A. 6
19 Houston (53,148)	@ Dallas (OT) 13
7 N. Orleans (56,563)	@ N. Orleans 16
25 Kansas City (43,492)	@ Dallas 16
15 Pittsburgh (43,900)	@ Dallas 41

1975 (2-4)

7 Los Angeles (62,843)	@ L. A. 35
20 Kansas City (35,630)	@ K. C. 26
13 Minnesota (45,395)	@ Dallas 16
17 Houston (46,951)	@ Houston 14
20 Oakland (39,562)	@ Dallas 31
17 Pittsburgh (43,186)	@ Dallas 16

1976 (3-3)

14 Oakland (52,391)	@ Oakland 17
14 Los Angeles (60,158)	@ L. A. 26
9 Denver (54,567)	@ Dallas 13
36 Detroit (30,340)	@ Memphis 16
20 Pittsburgh (64,264)	@ Dallas 10
26 Houston (58,844)	@ Dallas (OT) 20

1977 (3-3)

34 San Diego (59,504)	@ Dallas 14
17 Seattle (58,789)	@ Seattle (OT) 23
14 Miami (56,820)	@ Dallas 20
23 Baltimore (54,835)	@ Dallas 21
14 Houston (49,777)	@ Houston 23
30 Pittsburgh (49,824)	@ Dallas 0

Historical Highlights

1960

NFL FRANCHISE — Clint Murchison, Jr., and Bedford Wynne were awarded an expansion franchise in the NFL at the annual league meeting in Miami Beach, Fla. The Cowboys were to play as a "swing" team, playing every other team one time during the first season, although listed in the Western Conference standings (January 28).

COWBOYS STOCKED — A player pool was set up in a league meeting at L.A., with each of 12 NFL teams freezing 25 names on its roster and the Cowboys allowed to pick three from each team for a total of 36 veterans. Dallas, once given the list, had to select its 36 players within 24 hours (March 13).

TRAINING STARTS — Rookies report to first Cowboys camp at Pacific U., in Forest Grove, Oregon (July 9).

FIRST PRE-SEASON GAME — The Cowboys, less than six months in existence, get their first test and drop a 10-16 pre-season game to San Francisco in Seattle (August 6).

FIRST HOME GAME — In their Dallas debut, in the Salesmanship Club pre-season game, the Cowboys led the World Champion Baltimore Colts into the final minute before a 71-yard pass from Johnny Unitas to Lenny Moore gave the Colts a 14-10 victory (August 19).

FIRST VICTORY — In a pre-season game at Louisville, Ky., the Cowboys beat New York's Giants, 14-3, with Frank Clarke catching touchdown passes of 73 yards (Eddie LeBaron) and 74 yards (Don Meredith) (August 27).

FIRST LEAGUE GAME — In their first league game, Dallas fell to Pittsburgh, 35-28, with Bobby Layne leading a fourth period Steeler rally (Sept. 24, Saturday night).

STREAK SNAPPED — Dallas snaps a 10-game loss streak by tying New York, 31-31, at Yankee Stadium (Dec. 4).

1961

TRAINING STARTS — Rookies launch training at new campsite — St. Olaf College in Northfield, Minn. (July 9).


FIRST LEAGUE WIN — Scoring ten points in the final 56 seconds, the Cowboys score their first NFL victory, 27-24, over Pittsburgh in the '61 league opener in the Cotton Bowl. Allen Green's 27-yard field goal on the game's final play won it before 23,500 (Sept. 17).

1962

TRAINING STARTS — Team begins training at new campsite — Northern Michigan College in Marquette, Mich. (July 13).

PENALTY HISTORY — For the first time in anyone's memory in an NFL game, points were awarded for a penalty. The Cowboys were detected holding in the end zone on a 99-TD pass from LeBaron to Clarke, and Pittsburgh was awarded a safety. The Steelers eventually won, 30-28 (Sept. 23).

100-YARD FIRSTS — Cowboys Amos Marsh returned a kickoff 101 yards and Mike Gaechter returned a pass interception 100 yards, both plays



1966 World Championship pre-game coin toss.

for fourth quarter TD's in a 41-19 win over Philadelphia in Dallas. It was the first time in NFL history that two 100-yard runs had been made in the same game, much less by the same team in the same quarter (Oct. 14).

1963

SHIFT TO KANSAS CITY — The rival Dallas Texans of the AFL announce they are moving the franchise to Kansas City (Feb. 8).

CALIFORNIA TRAINING SITE — The Cowboys open training at California Lutheran College in Thousand Oaks, Calif. (July 12).

HOWTON SETS RECORD — Bill Howton broke Don Hutson's all-time receiving mark with a 14-yard catch against Washington (there). Hutson's record was 7,991 yards and the catch gave Howton an even 8,000 yards (Sept. 29).

1964

LANDRY CONTRACT — With one year to go on his original contract, Tom Landry is signed to a ten-year extension, in effect giving him an 11-year pact, possibly the longest in major pro sports history (Feb. 5).

1965

FIRST SELLOUT — An overflow crowd of 76,251 jams the Cotton Bowl for the Cleveland game, notching the team's first home sellout. Cleveland won, 24-17 (Nov. 21).

1966

PLAYOFF BOWL — After defeating New York, 38-20, in the season finale (and winning five of their last seven games) to get into the Playoff Bowl at Miami, the Cowboys fall to Baltimore, 35-3 (Jan. 15).

MERGER — Peace comes to pro football with Cowboys GM Tex Schramm completing two months of negotiations with AFL's Lamar Hunt, merging the two leagues under the NFL banner (June 8).

SCHRAMM ELEVATED — Texas E. Schramm, Vice-President and General Manager of the Cowboys from the beginning, was named President of the club by owner Clint Murchison, Jr., who retained the title of Chairman of the Board.

NEELY CASE SOLVED — Dallas and Houston reached agreement in the Ralph Neely case. Neely remained with Dallas with Houston receiving the Cowboys Nos. 1, 2 and two fifth place picks in the 1967 draft (Nov. 17).

THE CHAMPIONSHIP — The Cowboys won their first championship, capturing the Eastern Conference title with a 10-3-1 record, but lost the NFL Championship Game to Green Bay, 34-27.

1967

TEXAS STADIUM — On Dec. 23, owner Clint Murchison, Jr., formally announced plans to build Texas Stadium in suburban Irving. The stadium, to be financed through a bond-option plan, would be ready for the 1970 season. The stadium would seat a minimum of 58,000.

SECOND CHAMPIONSHIP — Under the NFL's new format, the Cowboys easily won the Capitol Division and defeated Cleveland, Century Division winner, 52-14, in the Cotton Bowl for the Eastern conference championship. However, on Dec. 31 in Green Bay, the Cowboys lost their second bid for an NFL title, falling to the Packers, 21-17, in the 13 degree below weather.

1968

WIN CAPITOL — For the second straight year the Cowboys won the Capitol Division, but for the first time in three years the Cowboys did not win the Eastern Championship, being upset at Cleveland, 31-20, on December 21st. Dallas won the Runner-Up Bowl over Minnesota, 17-13.

1969

TEXAS STADIUM — Ground was broken for Texas Stadium in suburban Irving on January 25, and on June 29 Bert Rose was named general manager of the stadium.

ORIGINALS RETIRE — An era ended for the Cowboys in July. On July 5th at a press conference in Dallas, quarterback Don Meredith, the last of the original Cowboys, announced his retirement. Then, on July 18th, the day the veterans were to report to training camp, all-time rushing great Don Perkins officially retired.

REPEAT CAPITOL WINS — Once again the Cowboys rolled to the Capitol Division Championship with an 11-2-1 season. However, the Cowboys failed to win the Eastern Championship when on Dec. 28, the Cowboys lost to Cleveland, 38-14, in the Cotton Bowl.

1970

FIVE STRAIGHT PLAYOFFS — The Cowboys won their last five games to finish 10-4, claim the Eastern Division championship and make the playoffs for the fifth year in a row. They defeated Detroit, 5-0, in the opening round to get a shot at the National Conference championship.

FIRST NFC TITLE — The Cowboys captured the biggest prize of their 11-year history on Jan. 3 when they downed San Francisco, 17-10, for the NFC crown. A 16-13 loss to Baltimore in the Super Bowl Jan. 17 left Dallas with one major goal still unrealized.

1971

TEXAS STADIUM — The Cowboys opened a new era in their sparkling Irving, Tex., home with a 44-21 victory over the New England Patriots on October 24. Duane Thomas scored the first touchdown in the new stadium, a 56-yard run just two minutes and 16 seconds after the opening kickoff. Attendance was 65,708.

SIX STRAIGHT PLAYOFFS — The Cowboys won their last seven games to finish 11-3, claim the Eastern Division championship and make the playoffs for the sixth year in a row. They defeated Minnesota, 20-12, in the opening round.

SECOND NFC TITLE — For the second consecutive year, the Cowboys met the San Francisco 49ers in the National Conference showdown. This time Dallas won, 14-3, to qualify for its second straight Super Bowl.

FIRST WORLD CHAMPIONSHIP — The Cowboys downed the Miami Dolphins, 24-3, to win Super Bowl VI in New Orleans on Jan. 16. It was the 10th victory in a row for Dallas as Roger Staubach passed for two touchdowns and was named the game's Most Valuable Player.

1972

FIRST 1,000-YARD BACK — Calvin Hill became the first Dallas player to rush for 1,000 yards when he gained 111 on Dec. 9 against the Washington Redskins in Texas Stadium. Hill wound up with 1,036 yards for the season on a record 245 carries.

SEVEN STRAIGHT PLAYOFFS — The Cowboys qualified for the NFL playoffs a record seventh consecutive year, their 10-4 record earning them the National Conference Wild Card berth. Roger Staubach passed for two touchdowns in the last 1½ minutes to give the Cowboys a 30-28 victory at San Francisco in the first round. Then, at Washington on New Year's Eve, Dallas was foiled in its bid for a third straight NFL title when the Redskins won, 26-3.

1973

100 VICTORIES — The Cowboys and Coach Tom Landry recorded their 100th victory with a 40-3 Texas Stadium win over the New Orleans Saints on Sept. 24. Landry, the only head coach the Cowboys have had, ended the season with a career mark of 108-80-6 to rank ninth on the list of the NFL's all-time winningest coaches.

EIGHT STRAIGHT PLAYOFFS — The Cowboys regained the NFC Eastern Division title with a 10-4 record and broke their own NFL record by reaching the playoffs for the eighth year in a row. Dallas defeated Western Division champion Los Angeles in the first round, 27-16, but fell to Central Division winner Minnesota in the NFC Championship Game, 27-10.

1974

FIRST TOP DRAFT CHOICE — For the first time in their history, the Cowboys had the very first choice in the NFL college draft. The No. 1 pick came to Dallas from Houston in exchange for Tody Smith and Billy Parks. The Cowboys selected Ed "Too Tall" Jones, a 6-9, 260-pound defensive end from Tennessee State.

PLAYOFFS MISSED — The Cowboys' record-breaking string of eight straight years in the NFL playoffs was broken when the club's 8-6 record failed to qualify.

1975

LILLY HONORED — "Mr. Cowboy" was honored on Bob Lilly Day at Texas Stadium at halftime of the Philadelphia game on Nov. 23. It was the first such recognition ever given to a Dallas player. Lilly never missed a game in 14 years with the Cowboys, earning All-Pro honors seven times at defensive tackle before retiring prior to the '75 season.

TEN STRAIGHT WINNING SEASONS — The Cowboys' 10-4 record earned them the NFC Wild Card berth in the playoffs. The composite record over 10 straight winning seasons was 101-37-2.

THIRD NFC TITLE — After shocking Minnesota in the first round, 17-14 on Roger Staubach's 50-yard "Hail Mary" pass to Drew Pearson, the Cowboys traveled to Los Angeles for the NFC showdown. Staubach threw four touchdown passes, three to Preston Pearson, and Dallas won, 37-7. Pittsburgh won Super Bowl X on Jan. 18 in Miami, 21-17.

1976

ELEVEN STRAIGHT WINNING SEASONS — The Cowboys won the NFC Eastern Division title with their 11-3 record, giving them their 11th straight winning season and 10th playoff berth in that period. A 14-12 first round loss to Los Angeles — the first time Dallas had lost in the first round under the current playoff setup — ended the season.

MEREDITH, PERKINS HONORED — Former Cowboys greats Don Meredith and Don Perkins joined Bob Lilly in the "Ring of Honor" at Texas Stadium during halftime ceremonies at the New York Giants game on Nov. 7.

1977

HOWLEY HONORED — Former All-Pro linebacker Chuck Howley, a Cowboy from 1961 through 1973, became the fourth member of the Ring of Honor. Howley was honored during ceremonies at halftime of the Detroit Lions game on Oct. 30.

TWELVE STRAIGHT WINNING SEASONS — Getting off to an 8-0 start, their best ever, the Cowboys rolled to a 12-2 record, the championship of the NFC East, and their 12th consecutive winning season. They opened their 11th visit to the playoffs in those 12 years with a 37-7 first-round victory over the Chicago Bears at Texas Stadium.

FOURTH NFC TITLE — Dallas crushed the Minnesota Vikings at Texas Stadium, 23-6, for National Conference crown No. 4 and the right to meet the Denver Broncos in Super Bowl XII.

SECOND WORLD CHAMPIONSHIP — The Cowboys stopped the Denver Broncos, 27-10, to win Super Bowl XII in New Orleans on January 15, 1978. In the process, Dallas tied Minnesota for most Super Bowl appearances (four) and Green Bay, Miami and Pittsburgh for most Super Bowl victories (two). Defensive linemen Harvey Martin and Randy White were named co-Most Valuable Players in the game.

SUPER BOWLS

- 1966—PACKERS 35, Chiefs 10
1967—PACKERS 33, Raiders 14
1968—JETS 16, Colts 7
1969—CHIEFS 23, Vikings 7
1970—COLTS 16, Cowboys 13
1971—COWBOYS 24, Dolphins 3
1972—DOLPHINS 14, Redskins 7
1973—DOLPHINS 24, Vikings 7
1974—STEELERS 16, Vikings 6
1975—STEELERS 21, Cowboys 17
1976—RAIDERS 32, Vikings 14
1977—COWBOYS 27, Broncos 10

CHAMPIONSHIP PLAYOFFS

- 1933—BEARS 23, Giants 21
1934—GIANTS 30, Bears 13
1935—LIONS 26, Giants 7
1936—PACKERS 21, Boston Redskins 6
1937—WASH. REDSKINS 28, Bears 21
1938—GIANTS 23, Packers 17
1939—PACKERS 27, Giants 0
1940—BEARS 73, Redskins 0
1941—BEARS 37, Giants 9
1942—REDSKINS 14, Bears 6
1943—BEARS 41, Redskins 21
1944—PACKERS 14, Giants 7
1945—CLEVE. RAMS 15, Redskins 14
1946—BEARS 24, Giants 14
1947—CARDS 28, Eagles 21
1948—EAGLES 7, Cards 0
1949—EAGLES 14, L. A. Rams 0
1950—BROWNS 30, Rams 28
1951—RAMS 24, Browns 17
1952—LIONS 17, Browns 7
1953—LIONS 17, Browns 16
1954—BROWNS 56, Lions 10
1955—BROWNS 38, Rams 14
1956—GIANTS 47, Bears 7
1957—LIONS 59, Browns 14
1958—COLTS 23, Giants 17
1959—COLTS 31, Giants 16
1960—EAGLES 17, Packers 13
1961—PACKERS 37, Giants 0
1962—PACKERS 16, Giants 7
1963—BEARS 14, Giants 10
1964—BROWNS 27, Colts 0
1965—PACKERS 23, Browns 12
1966—PACKERS 34, Cowboys 27
1967—PACKERS 21, Cowboys 17
1968—COLTS 34, Browns 0
1969—VIKINGS 27, Browns 7
1970—COWBOYS 17, 49ers 10 (NFC)
COLTS 27, Raiders 17 (AFC)
1971—COWBOYS 14, 49ers 3 (NFC)
DOLPHINS 21, Colts 0 (AFC)
1972—REDSKINS 26, Cowboys 3 (NFC)
DOLPHINS 21, Steelers 17 (AFC)
1973—VIKINGS 27, Cowboys 10 (NFC)
DOLPHINS 27, Raiders 10 (AFC)
1974—VIKINGS 14, Rams 10 (NFC)
STEELERS 24, Raiders 13 (AFC)
1975—COWBOYS 37, Rams 7 (NFC)
STEELERS 16, Raiders 10 (AFC)
1976—VIKINGS 24, Rams 13 (NFC)
RAIDERS 24, Steelers 7 (AFC)
1977—COWBOYS 23, Vikings 6 (NFC)
BRONCOS 20, Raiders 17 (AFC)

DIVISIONAL PLAYOFFS

- 1970—COWBOYS 5, Lions 0 (NFC)
49ERS 17, Vikings 14 (NFC)
COLTS 17, Bengals 0 (AFC)
RAIDERS 21, Dolphins 14 (AFC)
1971—COWBOYS 20, Vikings 12 (NFC)
49ERS 24, Redskins 20 (NFC)
DOLPHINS 27, Chiefs 24 (AFC)
COLTS 20, Browns 3 (AFC)
1972—COWBOYS 30, 49ers 28 (NFC)
REDSKINS 16, Packers 3 (NFC)
DOLPHINS 20, Browns 14 (AFC)
STEELERS 13, Raiders 7 (AFC)
1973—COWBOYS 27, Rams 16 (NFC)
VIKINGS 27, Redskins 20 (NFC)
DOLPHINS 34, Bengals 16 (AFC)
RAIDERS 33, Steelers 14 (AFC)
1974—VIKINGS 30, Cardinals 14 (NFC)
RAMS 19, Redskins 10 (NFC)
STEELERS 32, Bills 14 (AFC)
RAIDERS 28, Dolphins 26 (AFC)
1975—COWBOYS 17, Vikings 14 (NFC)
RAMS 35, Cardinals 23 (NFC)
STEELERS 28, Colts 10 (AFC)
RAIDERS 31, Bengals 28 (AFC)
1976—RAMS 14, Cowboys 12 (NFC)
VIKINGS 35, Redskins 20 (NFC)
RAIDERS 24, Patriots 21 (AFC)
STEELERS 40, Colts 14 (AFC)
1977—COWBOYS 37, Bears 7 (NFC)
VIKINGS 14, Rams 7 (NFC)
RAIDERS 37, Colts 31 (AFC)
BRONCOS 34, Steelers 21 (AFC)

PRO BOWLS

- 1951—AMERICAN 28, National 27
1952—NATIONAL 39, American 13
1953—NATIONAL 27, American 7
1954—EASTERN 20, Western 9
1955—WESTERN 26, Eastern 19
1956—EASTERN 31, Western 30
1957—WESTERN 19, Eastern 10
1958—WESTERN 26, Eastern 7
1959—EASTERN 28, Western 21
1960—WESTERN 38, Eastern 21
1961—WESTERN 35, Eastern 31
1962—WESTERN 31, Eastern 30
1963—EASTERN 30, Western 20
1964—WESTERN 31, Eastern 17
1965—WESTERN 34, Eastern 14
1966—EASTERN 36, Western 7
1967—EASTERN 20, Western 10
1968—WESTERN 38, Eastern 20
1969—WESTERN 10, Eastern 7
1970—WESTERN 16, Eastern 13
1971—NFC 27, AFC 6
1972—AFC 26, NFC 13
1973—AFC 33, NFC 28
1974—AFC 15, NFC 13
1975—NFC 17, AFC 10
1976—NFC 23, AFC 20
1977—AFC 24, NFC 14
1978—NFC 14, AFC 13

COLLEGE ALL-STAR GAME

The NFL champions led this series 33-9 when the game was discontinued following the 1976 season.

1977 NFL Leaders

RUSHING

Player, Team—	Att.	Yards	Avg.	Long	TD
1. Walter Payton, Chicago	339	1852	5.5	73	14
2. Mark van Eeghen, Oakland	324	1273	3.9	27	7
3. Lawrence McCutcheon, L. A.	294	1238	4.2	48	7
4. Franco Harris, Pittsburgh	300	1162	3.9	t61	11
5. Lydell Mitchell, Baltimore	301	1159	3.9	t64	3
6. Chuck Foreman, Minnesota	270	1112	4.1	51	6
7. Greg Pruitt, Cleveland	236	1086	4.6	t78	3
8. Sam Cunningham, New England	270	1015	3.8	t31	4
9. Tony Dorsett, Dallas	208	1007	4.8	t84	12
10. Delvin Williams, San Francisco	268	931	3.5	40	7

PASSING

Player, Team—	Att.	Comp.	Pct.	Yards	TD	Int.	Rating
1. Bob Griese, Miami	307	180	58.6	2252	22	13	88.0
2. Roger Staubach, Dallas	361	210	58.2	2620	18	9	87.1
3. Pat Haden, Los Angeles	216	122	56.5	1551	11	6	84.4
4. Craig Morton, Denver	254	131	51.6	1929	14	8	82.1
5. Bert Jones, Baltimore	393	224	57.0	2686	17	11	80.7
6. Ken Stabler, Oakland	294	169	57.5	2176	20	20	75.2
7. Terry Bradshaw, Pittsburgh	314	162	51.6	2523	17	19	71.2
8. Ken Anderson, Cincinnati	323	166	51.4	2145	11	11	69.8
9. Fran Tarkenton, Minnesota	258	155	60.1	1734	9	14	69.3
10. Greg Landry, Detroit	240	135	56.3	1359	6	7	68.8

RECEIVING

Player, Team—	No.	Yards	Avg.	Long	TD
1. Lydell Mitchell, Baltimore	71	620	8.7	38	4
2. Bob Chandler, Buffalo	60	745	12.4	31	4
3. Clark Gaines, New York Jets	55	469	8.5	31	1
4. Nat Moore, Miami	52	765	14.7	t73	12
5. Ahmad Rashad, Minnesota	51	681	13.4	t48	2
6. Don McCauley, Baltimore	51	495	9.7	t34	2
7. James Scott, Chicago	50	809	16.2	t72	3
8. Lynn Swann, Pittsburgh	50	789	15.8	46	7
9. Drew Pearson, Dallas	48	870	18.1	67	2
10. Walter White, Kansas City	48	674	14.0	t48	5

SCORING

Player, Team—	TD	PAT	FG	Total
1. Errol Mann, Oakland	0	39	20	99
2. Walter Payton, Chicago	16	0	0	96
3. Efen Herrera, Dallas	0	39	18	93
4. Rafael Septien, Los Angeles	0	32	18	86
5. Toni Linhart, Baltimore	0	32	17	83
6. Chris Bahr, Cincinnati	0	25	19	82
7. Mark Moseley, Washington	0	19	21	82
8. Don Cockroft, Cleveland	0	30	17	81
9. Tony Dorsett, Dallas	13	0	0	78
9. Nat Moore, Miami	13	0	0	78
9. John Smith, New England	0	33	15	78

PUNTING

	Player, Team—	No.	Avg.	Long	Bk.
1.	Ray Guy, Oakland	59	43.3	74	0
2.	Tom Blanchard, New Orleans	82	42.4	66	2
3.	Pat McInally, Cincinnati	67	41.8	67	1
4.	John James, Atlanta	105	41.4	61	0
5.	Bob Parsons, Chicago	80	40.4	58	2
6.	Dave Green, Tampa Bay	98	40.3	70	1
7.	Dave Jennings, New York Giants	100	39.9	58	0
8.	David Beverly, Green Bay	85	39.9	59	1
9.	Jerrel Wilson, Kansas City	88	39.9	59	1
10.	Marv Bateman, Buffalo	81	39.9	75	2
12.	Danny White, Dallas	80	39.6	57	1

INTERCEPTIONS

	Player, Team—	No.	Yards	Avg.	Long	TD
1.	Lyle Blackwood, Baltimore	10	163	16.3	37	0
2.	Tony Greene, Buffalo	9	144	16.0	47	0
3.	Gary Barbaro, Kansas City	8	165	20.6	t102	1
4.	Mario Clark, Buffalo	7	151	21.6	43	0
5.	Rolland Lawrence, Atlanta	7	138	19.7	36	0
6.	Stan White, Baltimore	7	84	12.0	19	0
7.	Bill Simpson, Los Angeles	6	157	26.2	42	0
8.	Jack Tatum, Oakland	6	146	24.3	41	0
9.	John Sanders, Philadelphia	6	122	20.3	45	0
10.	Thom Darden, Cleveland	6	107	17.8	49	1
28.	Cliff Harris, Dallas	5	7	1.4	7	0

PUNT RETURNS

	Player, Team—	No.	FC	Yards	Avg.	Long	TD
1.	Billy Johnson, Houston	35	8	539	15.4	t87	2
2.	Stanley Morgan, New England	16	2	220	13.8	53	0
3.	Keith Moody, Buffalo	15	6	196	13.1	t91	1
4.	Mike Fuller, San Diego	28	2	360	12.9	t88	1
5.	Rick Upchurch, Denver	51	6	653	12.8	t87	1
6.	Bruce Harper, New York Jets	34	5	425	12.5	49	0
7.	Tony Davis, Cincinnati	19	6	220	11.6	70	0
8.	John Kimbrough, Buffalo	16	1	184	11.5	t73	1
9.	Larry Marshall, Philadelphia	46	5	489	10.6	48	0
10.	Johnny Rodgers, San Diego	15	0	158	10.5	52	0
20.	Butch Johnson, Dallas	50	15	423	8.5	38	0

KICKOFF RETURNS

	Player, Team—	No.	Yards	Avg.	Long	TD
1.	Raymond Clayborn, New England	28	869	31.0	t101	3
2.	Gary Davis, Miami	14	414	29.6	73	0
3.	Wilbert Montgomery, Philadelphia	23	619	26.9	t99	1
4.	Clarence Chapman, New Orleans	15	385	25.7	t92	1
5.	Billy Johnson, Houston	25	630	25.2	t76	1
6.	Eddie Brown, Washington	34	852	25.1	46	0
7.	Eddie Payton, Cleveland-Detroit	22	548	24.9	t98	1
8.	Bruce Harper, New York Jets	42	1035	24.6	60	0
9.	Butch Johnson, Dallas	22	536	24.4	64	0
10.	Brian Baschnagel, Chicago	23	557	24.2	t84	1

1978 Halftime Activities

AUGUST 5 . . . San Francisco 49ers

Martin High School Band and Girls Drill Team, Laredo, Texas.

AUGUST 19 . . . Houston Oilers

Tyler Jr. College Band, Apache Belles and Harmony and Under-standing.

AUGUST 26 . . . Pittsburgh Steelers

Angleton High School Band, Girls Drill Team and Choir, Angleton, Texas.

SEPTEMBER 4 . . . Baltimore Colts

Nimitz High School Band and Girls Drill Team, Irving, Texas.

SEPTEMBER 24 . . . St. Louis Cardinals

Lake Highlands High School Band and Girls Drill Team, Dallas.

OCTOBER 8 . . . New York Giants

The United States Marine Corps Drum and Bugle Corps. Color Guard and Silent Drill Team. Marine Barracks, Washington, D. C.

OCTOBER 22 . . . Philadelphia Eagles

Duncanville High Band and Girls Drill Team, Duncanville, Texas.

OCTOBER 26 . . . Minnesota Vikings

Kansas State University Marching Band and Girls Drill Team.

NOVEMBER 19 . . . New Orleans Saints

East Texas State University Band, Commerce, Texas.

NOVEMBER 23 . . . Washington Redskins

The Cowboys traditional Thanksgiving Day Show . . . Temple High Band and the Peperettes joined by the Dallas Civic Chorus. Ford Motor Co. Pass, Punt and Kick.

DECEMBER 3 . . . New England Patriots

Tiger Band from Grambling University, Grambling, La.

The Cowboys Band

The 32-member Dallas Cowboys Band, an arrangement of brass featuring every musical sound from country and western to rock 'n roll, again will be a central entertainment ingredient during Cowboys games at Texas Stadium in 1978. Under the direction of Bill Lively, the Assistant Dean of Meadows School of the Arts at Southern Methodist University, the Cowboys Band includes 31 male members and one woman and is a vital part of all Texas Stadium pre-game, halftime and post-game activities.

The 1978 Dallas Cowboys Cheerleaders

Micheling Austin, student
Shannon Baker, student
Vanessa Baker, teacher
Vonciel Baker, fashion coordinator
Tami Barber, fashion merchandiser
Angel Bland, clerk/cashier
Ann Briggs, student/dance instructor
Benita Briggs, accountant
Debi Brooks, apparel coordinator
Jeanie Cavett, housewife/mother
Pam Davis, dance instructor
Connie Dolan, nuclear medical tech.
Denise Doran, financial consultant
Syndy Garza, management representative
Randi Hall, student
Tina Hernandez, account clerk
Susan Jones, student
Kim Kilway, physical fitness instructor
Susan Lollie, cosmetologist
Angela Luddington, student
Kristi Mathews, secretary
Geni McKelvey, manufacturers rep.
Kim McKenney, secretary
Lauren Moss, student
Laurie Murdoch, housewife
Teri Richardson, student
Tammy Roberts, student
Suzette Russell, secretary
Suzette Sholz, nursing student
Cindy Sikes, dental assistant
Robin Sindorf, student
Gay Terrell, geological trainee
Michelle Vaughan, apparel coordinator
Debbie Wagener, secretary
Jill Waggoner, pre-med student
Debbie White, secretary
Sherrie Worthington, teacher-housewife



Texas Stadium Fact Sheet



GROUND BREAKING January 25, 1969

GRAND OPENING October 25, 1971
(Cowboys 44, New England 21)

APPROXIMATE COST \$29,500,000

STADIUM AREA 10 Acres

STADIUM LENGTH 792 Feet

STADIUM WIDTH 633 Feet

HEIGHT

Concourse to Top 117 Feet

Field to Top 208 Feet

STEEL USED 2,600 Tons

CONCRETE USED 50,000 Cu. Yds.

BOWL EXCAVATION 250,000 Cu. Yds.

CAPACITY 65,101

Lower Level 34,398

Upper Level 28,389

Suite Levels 2,314

NUMBER OF ROWS

Lower Level 45 Rows

Upper Level 26 Rows

NUMBER OF CIRCLE SUITES 178

AVG. WIDTH OF SECTIONS 22 Seats

ROOF

Material 22 Gauge Steel

Area 7 $\frac{3}{4}$ Acres

Size of Opening 2 $\frac{1}{4}$ Acres

TOTAL NO. OF REST ROOMS 86

PAVED PARKING 130 Acres

PARKING CAPACITY (Approximate)

Cars 15,000

Busses 500

FOOD SERVICE LOCATIONS 84

Lower Level 24

Upper Level 28

Suite Levels 8

Specialty Stands 16

Vendor Commissaries 8

DRINKING FOUNTAINS 115

ESCALATORS

Serving Upper Level 4

Serving Suite Levels 2

BUTRESSES

170 feet tall; 90 feet below the

ground, 80 feet above the ground.

PUBLIC ADDRESS

SYSTEM 565 Speakers

LIGHTING

Forty 20,000 watt Zenon lights plus

448 multi-vapor units for a total of

1,433,000 watts.

SEATS

Molded plastic with armrests. 22

inches wide. First row 7 feet above

the field at 50-yard line, 12 feet

above at end zone.

TURF

Tartan. Approximately 91,000 square

feet of turf with 10-foot wide track

of material between the edge of field

and the wall.

MONDAY, OCT. 30
Los Angeles at Atlanta 9:00

SUNDAY, NOV. 5 (Tenth Weekend)
Cincinnati at San Diego 1:00
Cleveland at Houston 1:00
Dallas at Miami 4:00
Detroit at Minnesota 1:00
Green Bay at Philadelphia 1:00
New England at Buffalo 1:00
New Orleans at Pittsburgh 1:00
New York Giants at St. Louis 12:00
New York Jets at Denver 2:00
Oakland at Kansas City 1:00
San Francisco at Atlanta 1:00
Seattle at Chicago 1:00
Tampa Bay at Los Angeles 1:00

MONDAY, NOV. 6
Washington at Baltimore 9:00

SUNDAY, NOV. 12 (Eleventh Weekend)
Atlanta at New Orleans 1:00
Baltimore at Seattle 1:00
Chicago at Minnesota 3:00
Dallas vs. Green Bay at Milw. 1:00
Denver at Cleveland 1:00
Houston at New England 1:00
Kansas City at San Diego 1:00
Miami at Buffalo 1:00
New York Giants at Washington 1:00
New York Jets at Philadelphia 1:00
Pittsburgh at Los Angeles 5:00
St. Louis at San Francisco 1:00
Tampa Bay at Detroit 1:00

MONDAY, NOV. 13
Oakland at Cincinnati 9:00

SUNDAY, NOV. 19 (Twelfth Weekend)
Atlanta at Chicago 1:00
Buffalo at Tampa Bay 1:00
Cincinnati at Pittsburgh 4:00
Cleveland at Baltimore 2:00
Detroit at Oakland 1:00
Green Bay at Denver 2:00
Los Angeles at San Francisco 1:00
New England at New York Jets 1:00
New Orleans at Dallas 1:00
Philadelphia at New York Giants 1:00
St. Louis at Washington 1:00
San Diego at Minnesota 1:00
Seattle at Kansas City 1:00

MONDAY, NOV. 20
Miami at Houston 8:00

THURSDAY, NOV. 23
(Thirteenth Weekend)
(Thanksgiving Day)
Denver at Detroit 12:30
Washington at Dallas 2:30

SUNDAY, NOV. 26
Cincinnati at Houston 1:00
Los Angeles at Cleveland 1:00
Minnesota at Green Bay 1:00
New England at Baltimore 4:00
New York Giants at Buffalo 1:00
New York Jets at Miami 1:00
New Orleans at Atlanta 1:00
Philadelphia at St. Louis 1:00
San Diego at Kansas City 1:00
Seattle at Oakland 1:00
Tampa Bay at Chicago 1:00

MONDAY, NOV. 27
Pittsburgh at San Francisco 6:00

SUNDAY, DEC. 3
(Fourteenth Weekend)
Atlanta at Cincinnati 1:00
Baltimore at New York Jets 1:00
Buffalo at Kansas City 1:00
Cleveland at Seattle 1:00
Denver at Oakland 6:00
Detroit at St. Louis 1:00

Green Bay at Tampa Bay 1:00
Los Angeles at New York Giants 1:00
Miami at Washington 1:00
New England at Dallas 3:00
Philadelphia at Minnesota 1:00
Pittsburgh at Houston 1:00
San Francisco at New Orleans 1:00

MONDAY, DEC. 4
Chicago at San Diego 6:00

SATURDAY, DEC. 9
(Fifteenth Weekend)
Baltimore at Pittsburgh 1:00
Minnesota at Detroit 4:00

SUNDAY, DEC. 10
Buffalo at New England 1:00
Dallas at Philadelphia 1:00
Green Bay at Chicago 1:00
Houston at New Orleans 1:00
Kansas City at Denver 2:00
New York Jets at Cleveland 1:00
Oakland at Miami 4:00
St. Louis at New York Giants 1:00
Seattle at San Diego 1:00
Tampa Bay at San Francisco 1:00
Washington at Atlanta 1:00

MONDAY, DEC. 11
Cincinnati at Los Angeles 6:00

SATURDAY, DEC. 16
(Sixteenth Weekend)
Chicago at Washington 1:00
Pittsburgh at Denver 2:00

SUNDAY, DEC. 17
Atlanta at St. Louis 1:00
Buffalo at Baltimore 2:00
Cleveland at Cincinnati 1:00
Dallas at New York Jets 1:00
Green Bay at Los Angeles 1:00
Kansas City at Seattle 1:00
Minnesota at Oakland 1:00
New Orleans at Tampa Bay 1:00
New York Giants at Philadelphia 1:00
San Diego at Houston 3:00
San Francisco at Detroit 1:00

MONDAY, DEC. 18
New England at Miami 9:00



NFL POST-SEASON GAMES

SUNDAY, DECEMBER 24
NFL FIRST ROUND PLAYOFFS

SATURDAY, DECEMBER 30
AFC AND NFC DIVISIONAL PLAYOFFS

SUNDAY, DECEMBER 31
AFC AND NFC DIVISIONAL PLAYOFFS

SUNDAY, JANUARY 7
AFC CHAMPIONSHIP GAME
NFC CHAMPIONSHIP GAME

SUNDAY, JANUARY 21
SUPER BOWL XIII
IN ORANGE BOWL, MIAMI, FLA.

MONDAY, JANUARY 29
AFC-NFC PRO BOWL AT LOS ANGELES



1978 NATIONAL FOOTBALL LEAGUE SCHEDULE

(All times local)

SAT., SEPT. 2 (First Weekend)

New York Giants at Tampa Bay 8:00

SUNDAY, SEPT. 3

Green Bay at Detroit 1:00
Houston at Atlanta 1:00
Kansas City at Cincinnati 1:00
Los Angeles at Philadelphia 1:00
Miami at New York Jets 1:00
Minnesota at New Orleans 1:00
Oakland at Denver 2:00
Pittsburgh at Buffalo 1:00
St. Louis at Chicago 1:00
San Diego at Seattle 1:00
San Francisco at Cleveland 1:00
Washington at New England 1:00

MONDAY, SEPT. 4

Baltimore at Dallas 8:00

SAT., SEPT. 9 (Second Weekend)

Detroit at Tampa Bay 8:00

SUNDAY, SEPT. 10

Atlanta at Los Angeles 1:00
Chicago at San Francisco 1:00
Cincinnati at Cleveland 1:00
Dallas at New York Giants 1:00
Houston at Kansas City 1:00
Miami at Baltimore 4:00
New England at St. Louis 1:00
New Orleans vs.
Green Bay at Milw. 1:00
New York Jets at Buffalo 4:00
Oakland at San Diego 1:00
Philadelphia at Washington 1:00
Seattle at Pittsburgh 1:00

MONDAY, SEPT. 11

Denver at Minnesota 8:00

SUNDAY, SEPT. 17 (Third Weekend)

Buffalo at Miami 4:00
Chicago at Detroit 1:00
Cleveland at Atlanta 1:00
Dallas at Los Angeles 1:00
Kansas City at New York Giants 1:00
Oakland at Green Bay 1:00
Philadelphia at New Orleans 1:00
Pittsburgh at Cincinnati 1:00
San Diego at Denver 2:00
San Francisco at Houston 1:00
Seattle at New York Jets 1:00
Tampa Bay at Minnesota 1:00
Washington at St. Louis 1:00

MONDAY, SEPT. 18

Baltimore at New England 9:00

SUNDAY, SEPT. 24 (Fourth Weekend)

Atlanta at Tampa Bay 4:00
Baltimore at Buffalo 1:00
Cleveland at Pittsburgh 1:00
Denver at Kansas City 1:00
Detroit at Seattle 1:00
Green Bay at San Diego 1:00
Los Angeles at Houston 1:00
Miami at Philadelphia 1:00
New England at Oakland 6:00
New Orleans at Cincinnati 1:00
New York Jets at Washington 1:00
St. Louis at Dallas 3:00
San Francisco at New York Giants 4:00

MONDAY, SEPT. 25

Minnesota at Chicago 8:00

SUNDAY, OCT. 1 (Fifth Weekend)

Cincinnati at San Francisco 1:00
Detroit vs. Green Bay at Milw. 1:00
Houston at Cleveland 1:00
Kansas City at Buffalo 1:00

Los Angeles at New Orleans 1:00
Minnesota at Tampa Bay 1:00
New York Giants at Atlanta 1:00
Oakland at Chicago 3:00
Philadelphia at Baltimore 2:00
Pittsburgh at New York Jets 1:00
St. Louis at Miami 1:00
San Diego at New England 1:00
Seattle at Denver 2:00

MONDAY, OCT. 2

Dallas at Washington 9:00

SUNDAY, OCT. 8 (Sixth Weekend)

Atlanta at Pittsburgh 1:00
Baltimore at St. Louis 1:00
Buffalo at New York Jets 1:00
Chicago at Green Bay 1:00
Cleveland at New Orleans 1:00
Denver at San Diego 1:00
Houston at Oakland 1:00
Minnesota at Seattle 1:00
New York Giants at Dallas 1:00
Philadelphia at New England 1:00
San Francisco at Los Angeles 1:00
Tampa Bay at Kansas City 1:00
Washington at Detroit 1:00

MONDAY, OCT. 9

Cincinnati at Miami 8:30

SUNDAY, OCT. 15 (Seventh Weekend)

Buffalo at Houston 1:00
Dallas at St. Louis 1:00
Detroit at Atlanta 1:00
Kansas City at Oakland 1:00
Los Angeles at Minnesota 3:00
Miami at San Diego 1:00
New England at Cincinnati 1:00
New Orleans at San Francisco 1:00
New York Jets at Baltimore 2:00
Pittsburgh at Cleveland 1:00
Seattle vs. Green Bay at Milw. 1:00
Tampa Bay at New York Giants 1:00
Washington at Philadelphia 1:00

MONDAY, OCT. 16

Chicago at Denver 7:00

SUNDAY, OCT. 22 (Eighth Weekend)

Atlanta at San Francisco 1:00
Chicago at Tampa Bay 1:00
Cincinnati at Buffalo 1:00
Cleveland at Kansas City 1:00
Denver at Baltimore 4:00
Green Bay at Minnesota 1:00
Miami at New England 1:00
New Orleans at Los Angeles 1:00
Oakland at Seattle 1:00
Philadelphia at Dallas 1:00
St. Louis at New York Jets 1:00
San Diego at Detroit 1:00
Washington at New York Giants 1:00

MONDAY, OCT. 23

Houston at Pittsburgh 9:00

THURSDAY, OCT. 26 (Ninth Weekend)

Minnesota at Dallas 7:30

SUNDAY, OCT. 29

Baltimore at Miami 4:00
Buffalo at Cleveland 1:00
Denver at Seattle 1:00
Detroit at Chicago 1:00
Houston at Cincinnati 1:00
Kansas City at Pittsburgh 1:00
New York Giants at New Orleans 1:00
New York Jets at New England 1:00
St. Louis at Philadelphia 1:00
San Diego at Oakland 1:00
San Francisco at Washington 1:00
Tampa Bay at Green Bay 1:00

(Continued on Inside Back Cover)